

CATALOGUE 2017

# MOBILE LIVING MADE EASY.

THE COMPREHENSIVE RANGE OF  
COMFORT SYSTEMS FOR LEISURE BOATS

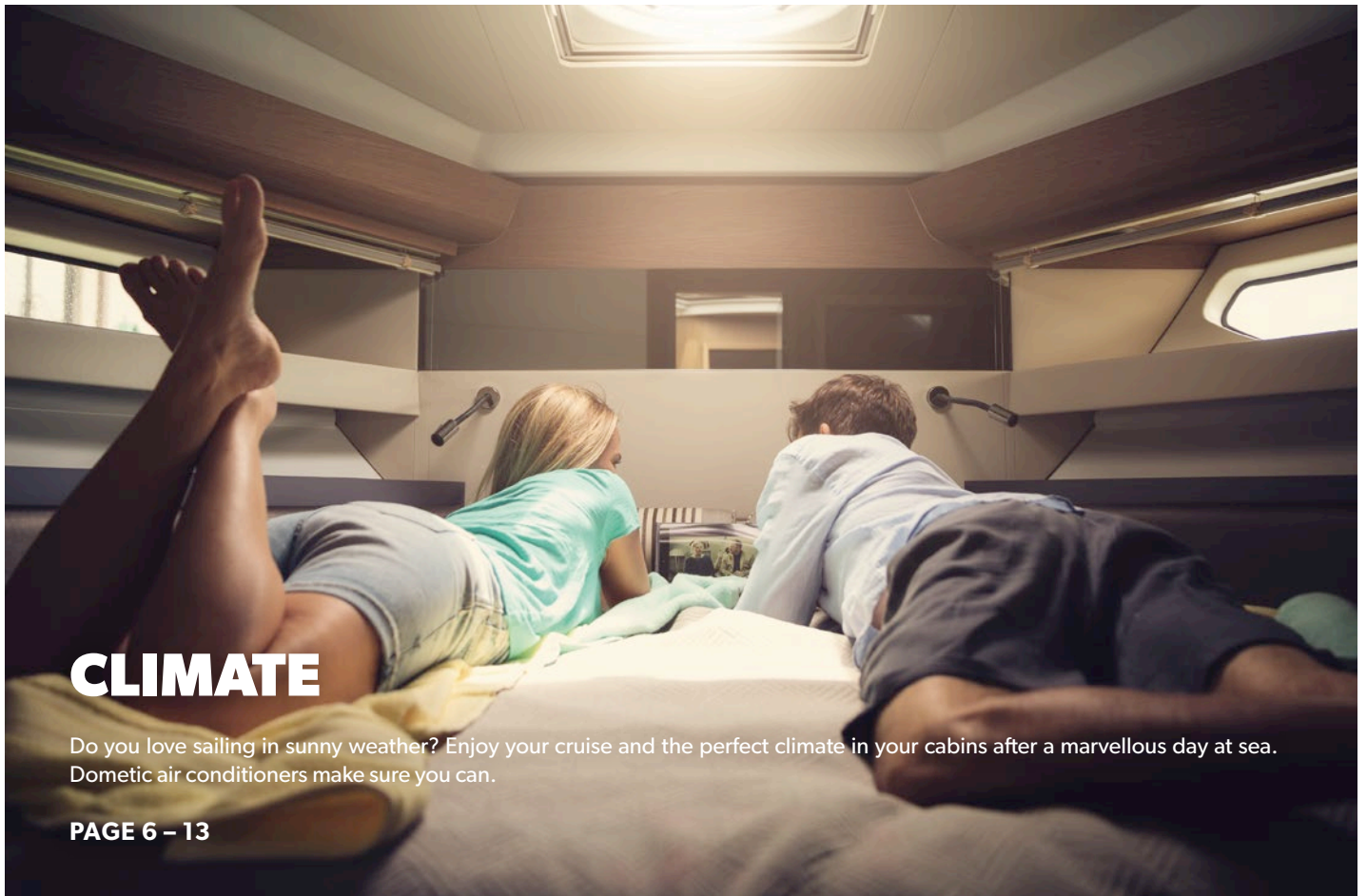
 **DOMETIC**

# DEAR FREEDOM LOVER,

There are millions of people around the world who use Dometic products. You all have one thing in common. You're going somewhere – whether you're an RV user, a boat owner, a truck driver or just a lover of the great outdoors. Our job is to meet your essential needs on the journey. Like cooking, keeping food fresh, taking care of personal hygiene and maintaining a pleasant temperature. That way, you can explore more, see more and stay away longer. We call it mobile living made easy.







## CLIMATE

Do you love sailing in sunny weather? Enjoy your cruise and the perfect climate in your cabins after a marvellous day at sea. Dometic air conditioners make sure you can.

PAGE 6 – 13



## HYGIENE & SANITATION

Enjoy a pleasant feeling of freshness on board wherever the wind takes you. Reap the benefits of our decades of research into marine sanitation systems.

PAGE 60 – 77



## POWER & CONTROL

Smart electronics and handy accessories ensure you will always have enough power on board, even for a longer cruise.

PAGE 78 – 95



## FOOD & BEVERAGE

Cook what you like, eat with friends, keep your provisions nice and fresh throughout the journey. We have taken care of every detail.

PAGE 14 – 58

## CLIMATE

Air Conditioners

6 – 13

## FOOD & BEVERAGE

Cooking

14 – 29

Cooling Boxes

30 – 47

Refrigeration

48 – 58

## HYGIENE & SANITATION

Sanitation

60 – 73

Cleaning

74 – 77

## POWER & CONTROL

Energy

78 – 95

## TECHNICAL DATA

Technical Data

96 – 121

## DOMETIC ON THE WEB

Here's where you can find the complete Dometic range, with detailed information about all products. Plus, interesting facts about our company and download links for all our catalogues.

[DOMETIC.COM](https://www.dometic.com)



- / COMPLETE CLIMATE SYSTEMS
- / ACCESSORIES
- / ROOFTOP A/C SYSTEM

# CLIM



**MATE**





# DOMETIC CLIMATE SYSTEMS

## THE ESSENCE OF OUR RETROFIT PROGRAMME AT A GLANCE

Whether you have a small leisure boat or a super yacht with multiple cabins, Dometic can always provide a tailor-made air conditioning solution that's a perfect fit for you and your travel habits. Here is the essence of our retrofit programme: a rooftop A/C system for large vessels and houseboats; useful accessories for installation, energy

management and clean air on board; not forgetting – our well proven complete kits for self-installation. For the latter, we now offer a new, optional sound cover that reduces the compressor noise of these quiet systems by another 50 %.





### **SELF-CONTAINED SYSTEMS**

For fast and easy retrofitting: Dometic Marine Climate Systems integrate cooling, dehumidification and heating in one compact unit. The complete sets come with all required installation materials and a user-friendly control panel. Available in three capacity versions: 6000, 12000 and 16000 BTU/h.

### **ACCESSORIES**

All you need for easy installation and convenient use: ventilation grilles, air distribution kit, air purifier, centrifugal seawater pumps, stylish and smart displays and controls. Plus, a new sound cover to make a quiet compressor even quieter.

### **ROOFTOP A/C SYSTEM**

The ideal climate solution for supply vessels, patrol boats and houseboats. Extremely robust design, lightweight and with an ample cooling capacity up to 12000 BTU/h. Easy to install – no ducting, no plumbing required.



# SELF-CONTAINED SYSTEMS FOR EASY INSTALLATION

The improved Dometic MCS T now features the award winning DTU unit for fast, easy and versatile installation. With rotatable blower for custom installation, composite drain pan with quick fittings and superior vibration insulation for quiet operation the MCS T offers you true OEM quality in one kit. All components and mounting materials are included in the scope of delivery. Three available capacities, all using R410A refrigerant, allows the systems

to work effectively and supply air-conditioned comfort to cabins of different sizes or design.

To air-condition an additional cabin, install the optional air distribution kit (MCS T12/T16 only). Thanks to efficient heat pump technology, the MCS T can also be used as heating systems at water temperatures down to +6 °C.



## COMPLETE SYSTEMS FOR QUICK INSTALLATION

1. Compact A/C unit – with rotatable blower
2. Submersible seawater pump
3. Electrical box and display
4. Supply- and return-air grilles
5. Insulated air duct
6. Reinforced seawater hose
7. Through-hull fittings, fixing material, fittings, valves

- Combines cooling, heating and dehumidification in one powerful system
- Compact unit with rotatable blower and composite drain pan
- Complete package with all required installation materials
- 3 models with cooling capacities of 6000, 12000 and 16000 BTU/h
- User-friendly display for control of all functions

- Easy to clean, integrated air filter
- Proven OEM-quality with award winning design
- Accessory kit for MCS T12/T16: Optional add-on kit for directing the air flow into two separate cabins

## HOW TO FIND YOUR MCS MODEL

Selecting the right MCS T model for your needs depends on the size and location of the cabin you want to air condition.

A cabin below deck requires less capacity per square metre than an upper-deck cabin with large windows and direct exposure to the sun.

	Below deck (no windows)	Mid deck (small windows)	Above deck (large windows)
<b>Dometic MCST6</b>	8 m <sup>2</sup>	5 m <sup>2</sup>	4 m <sup>2</sup>
<b>Dometic MCS T12</b>	16 m <sup>2</sup>	10 m <sup>2</sup>	8 m <sup>2</sup>
<b>Dometic MCST16</b>	23 m <sup>2</sup>	15 m <sup>2</sup>	12 m <sup>2</sup>

Maximum air-conditioned room size (at ambient temperatures of 20 – 35 °C)

## NEW! DOMETIC MCS T6 / MCS T12 / MCS T16

Complete climate system for 230-volt operation

2.12 / Marine Climate Systems

MARINE CLIMATE SYSTEMS	MCS T6	MCS T12	MCS T16
<b>Ref. No.</b>	9600000549	9600000550	9600000551
<b>Cooling / heating capacity</b>	6000 BTU/h / 1750 W	12000 BTU/h / 3500 W	16000 BTU/h / 4700 W
<b>Consumption</b> (at 230 V) in cooling / heating mode	890 W / 1130 W	1030 W / 1270 W	1320 W / 1660 W
<b>Current consumption</b> in cooling / heating mode	3.7 A / 4.7 A	4.3 A / 5.3 A	5.5 A / 6.9 A
<b>Required circuit protection</b>	min. 6 A, max. 10 A, delay fuse	min. 8 A, max. 10 A, delay fuse	min. 11 A, max. 15 A, delay fuse
<b>Starting current</b>	up to 18.7 A	up to 22 A	up to 23 A
<b>Number of blower speeds</b>	6 / automatic	6 / automatic	6 / automatic
<b>Temperature range</b> (preset)	18 °C to 30 °C	18 °C to 30 °C	18 °C to 30 °C
<b>Thermostat temperature control</b>	yes	yes	yes
<b>Refrigerant</b>	R410a	R410a	R410a
<b>Dimensions</b> (W x H x D) A/C unit Electronic control	448 x 282 x 272 mm 81 x 64 x 24 mm	519 x 318 x 315 mm 81 x 64 x 24 mm	544 x 341 x 338 mm 81 x 64 x 24 mm
<b>Weight</b> (unit only)	19.3 kg	26 kg	28 kg
<b>Scope of delivery</b>	A/C unit, electrical box and control panel, seawater pump, seawater strainer, air ducts, supply-air and return-air grilles, seawater hose, through-hull fittings, fixing material, fittings, valves		

## ACCESSORIES FOR MARINE CLIMATE SYSTEMS



### NEW! SOUND COVER

Reduces the compressor noise by up to 50 % with a snug-fitting moulded cover of sound-absorbent neoprene. Easy installation, all mounting hardware is included.

Sound Cover MCS T6 kit / Ref. No. 9108723465  
Sound Cover MCS T12 kit / Ref. No. 9108723467  
Sound Cover MCS T16 kit / Ref. No. 9108723469



### NEW! ELITE KEYPAD/DISPLAY

Easy to use with raised buttons and scroll button for mode selection. Cool-only, heat-only, dehumidify and automatic mode. Automatic humidity control reduces moisture when the boat is unattended.

Display Elite II, Eikon grey / Ref. No. 9108687462  
Eikon bezel for display, graphite grey / Ref. No. 9108824444

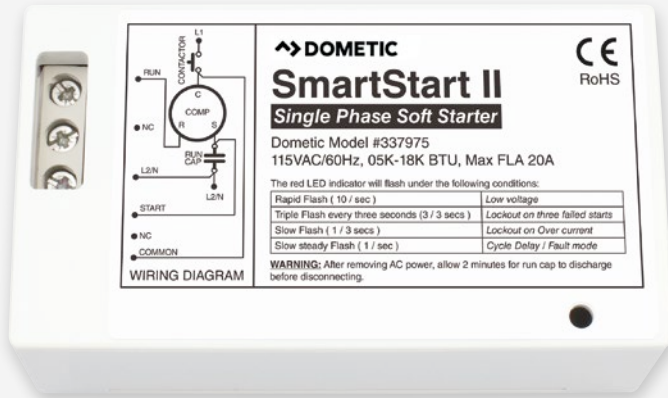


### NEW! SMART TOUCH CABIN CONTROL

Cabin control with intuitive icons and menus. Display can be customised to personal preferences. Interactive screen for easy start-up, troubleshooting and help functions.

Display Smart Touch Eikon / Ref. No. 9108850017  
Eikon bezel for display, graphite grey / Ref. No. 9108824444

# ACCESSORIES FOR MARINE CLIMATE SYSTEMS



## SMARTSTART™ II SOFT STARTER

Reduces Boat Air Conditioning Start-Up Spikes

- Prevents voltage spikes when starting, helps prevent power outages
- Problem-free A/C start-up at moorings with a low standard of electrical circuit protection
- Reduce Startup Amps by up to 65 %

Smart Start II 230 V / 50 – 60 / 1 16 A  
12 – 30 kBTU/h / Ref. No. 9108850494  
Smart Start II 230 V / 50 – 60 / 1 32 A  
36 – 60 kBTU/h / Ref. No. 9108850495



## REAL-WOOD VENTILATION GRILLES

For Dometic MCS T climate systems

- High-quality appearance
- Louvres can be removed for cleaning
- Return-air grilles have easy-to-clean, replaceable filters
- Supply-air grilles have double-deflection, moveable louvres

Contact your local Dometic office for available wooden grill models.



## AIR DISTRIBUTION KIT

This additional kit for the Dometic MCS T12 and MCS T16 can be used to cool or heat two cabins simultaneously. The flexible design adapts easily to the individual installation situation.

- Low-cost two-cabin solution

Ref. No. 9108549923



## DOMETIC BREATHE EASY™ AIR PURIFIER

Indoor air can be five times more polluted than outdoor air, especially on board. Not healthy for the lungs! Breathe Easy™ air purifier keeps the air you breathe clean and healthy and stops unpleasant odours.

- Special UV light produces no harmful ozone
- Diameter: 102 mm or 152 mm
- Connection-ready for 230 volts

ø 102 mm / Ref. No. 9108682881

ø 152 mm / Ref. No. 9108681937



## CENTRIFUGAL SEAWATER PUMPS

Centrifugal seawater pumps to provide seawater circulation in marine A/C systems

- Magnetic-drive impeller is wear- and maintenance-free
- Efficient motor with low power consumption
- Quiet operation

PML250C, 230 V / Ref. No. 9108549752

PML500CK, 230 V / Ref. No. 9108549753

PMA1000C, 230 V / Ref. No. 9108549776

**MORE INFORMATION AT YOUR LOCAL DEALER.**

**DOMETIC.COM**

## ROOFTOP A/C SYSTEM FOR HEAVY-DUTY APPLICATIONS



Easy to install  
– no ducting,  
no plumbing  
required

### DOMETIC DURASEA

An extremely robust design, lightweight and a cooling capacity of up to 12000 BTU/h: Dometic's DuraSea Rooftop Air Conditioner is the ideal climate solution for supply vessels, patrol boats and houseboats. The A/C unit, which is air-cooled, can be installed in a flat position on any horizontal deck or rooftop location to cool the area directly below it. Located on the underside of the unit – which is accessible from the interior cabin – are the thermostat and fan controls as well as the return-air vent and two supply-air vents that blow in opposite directions for increased cooling capability.

Rooftop A/C / Ref. No. 9105305765

**Required part** (to complete installation)

Air distribution kit / Ref. No. 9108798428



- / COOKING
- / COOLING BOXES
- / REFRIGERATION

# FOOD BEVERAGES



# FOOD & DRINKS





# FRIDGES, COOKERS & MORE

ENJOY YOUR CRUISE WITH GREAT FOOD IN GOOD COMPANY

That's what makes a great holiday – cooking and eating together, without pressure. Delicious meals prepared from the catch of the day. Sitting on deck for hours on end, chatting, admiring a marvellous sunset, and enjoying the food in good company. Dometic helps you treat yourself and your companions with a complete range of ideas for a well equipped galley.

Choose from a large range of cool boxes and refrigerators to chill your drinks and keep cheese, vegetables, seafood and meat in prime condition. Add all you need for convenient cooking: a compact hob, a nicely integrated oven, fully equipped stove with outstanding design. Of course, we also have a matching sink for your galley, a coffee maker, or a seaworthy cooker hood.





01



02



03

### 01 COOKING

Cooking at sea is a pleasure with the right equipment. Dometic gives you a wide choice of hobs, ovens and stoves powered with gas or alcohol fuel, plus, a collection of sinks and space-saving hob/sink combinations. You will also find such essentials as a coffee maker, electric kettle and cooker hood.

### 02 COOLING BOXES

Take your pick from our vast range of portable fridges! Compressor coolers for refrigeration and deep-freezing. Thermoelectric coolers for cooling as well as for keeping food warm. Well insulated passive iceboxes packed with ice cubes or ice packs for keeping fish and bait fresh for several days without external energy supply.

### 03 REFRIGERATORS

Compressor fridges for free-standing or under-the-counter use – with features you love on your fridge at home. Space-saving drawer fridges that fit into existing storage compartments. Top loading fridges using the depth of the cupboard space. No matter the size of your boat, no matter the size of your crew – Dometic has the fridge to suit.





# KING



# GALLEY EQUIPMENT

## COOKING, BAKING AND WASHING UP ON BOARD

Admittedly, galleys in boats are far smaller than your kitchen at home, but they can be just as well-equipped. Comfort specialist Dometic has designed everything you need for a well functioning galley. Choose from a wide range of gas or alcohol powered cookers, ovens and grills. Alcohol cookers are traditionally considered as the safest way to cook afloat. They work without pressure, are pleasantly quiet and take up little galley space. Cooking with gas is fast and convenient, because the strength of the flame can be regulated precisely.

Pick what you prefer. You will also find built-in sinks or hob/sink combinations, some handy devices for making coffee or tea, and a seaworthy cooker hood to draw cooking fumes, odours and moisture out of your boat.



### 01 OVENS AND HOBS

Why do without familiar ways of cooking food just because you're at sea? Dometic gives you a wide choice of options: hobs, ovens and fully fledged stoves fuelled with gas or alcohol. For free-standing use or for permanent installation.

### 02 SINKS

Built-in sinks and combination units accommodating a hob and a sink in the smallest possible space. Some models have a heat-resistant glass lid that can be folded down when the cooking is done to extend your worktop.

### 03 COFFEE MAKER, KETTLE, COOKER HOOD

What would a boat galley be without such handy additions like a coffee maker, electric kettle or cooker hood? Here are three truly seaworthy devices.

With electrical ignition and interior light in oven



## DOMETIC MOONLIGHT TWO

Fully equipped oven with grill and 2-burner hob

- 28-litre gas oven with grill burner
- Transparent door with safety lock
- Electrical ignition and interior light in oven
- Gimbals included
- Dimensions (W x H x D): 500 x 390 x 395 mm  
incl. semi-gimbal suspension:  
525 x 457 x 395 mm

Ref. No. 9103303824



## DOMETIC MOONLIGHT THREE

Fully equipped oven with grill and 3-burner hob

- 30-litre gas oven with grill burner
- Transparent door with safety lock
- Electrical ignition and interior light in oven
- Gimbals included
- Dimensions (W x H x D):  
473 x 435.4 x 470 mm  
incl. semi-gimbal suspension:  
501 x 500 x 470 mm

Ref. No. 9103303825

## DOMETIC SUNLIGHT

Oven with 2-burner hob

- 28-litre gas oven
- Slimline design: ideal for smaller galleys or confined spaces
- Transparent door with safety lock
- Safety ignition system
- Gimbals included
- Dimensions (W x H x D):  
448.6 x 397.5 x 356.9 mm  
incl. semi-gimbal suspension:  
475 x 429.5 x 356.9 mm

Ref. No. 9103303823

## DOMETIC STARLIGHT

Oven with grill cabinet and 2-burner hob

- 28-litre gas oven with grill cabinet
- Slimline design: ideal for smaller galleys or confined spaces
- Transparent door with safety lock
- Safety ignition system
- Gimbals included
- Dimensions (W x H x D):  
448.6 x 507.5 x 356.9 mm  
incl. semi-gimbal suspension:  
475 x 539.5 x 356.9 mm

Ref. No. 9103303822

# OVENS WITH GRILL

Unique on the market:  
Built-in rotary plate



GAS

## DOMETIC OG 2000

Oven with grill

- Voltage: 12 volts DC (electric ignition)
- Output: 1.2 kW (oven), 1.6 kW (grill)
- Gas consumption: 87 g/h (oven), 116 g/h (grill)
- Gas supply pressure: 30 mbar
- Oven capacity: 20 litres
- Thermostat, interior light, electronic 12-volt ignition, safety ignition system, grill, bottom-hinged door, chimney connection, rotary plate, multi-layered glass door with safety locking
- Weight: 13.2 kg
- Dimensions (W x H x D): 530 x 310 x 410 mm
- Built-in dimensions (W x H x D): 504 x 283 x 460 mm

Ref. No. 9103303710



GAS

## DOMETIC OG 3000

Oven with grill

- Voltage: 12 volts DC (electric ignition)
- Output: 1.2 kW (oven), 1.6 kW (grill)
- Gas consumption: 87 g/h (oven), 116 g/h (grill)
- Gas supply pressure: 30 mbar
- Oven capacity: 30 litres
- Thermostat, interior light, electronic 12-volt ignition, safety ignition system, grill, bottom-hinged door, chimney connection, rotary plate, multi-layered glass door with safety locking, rack and baking tray all included
- Weight: 19.45 kg
- Dimensions (W x H x D): 530 x 430 x 415 mm
- Built-in dimensions (W x H x D): 500 x 410 x 460 mm

Ref. No. 9103303709

# FREE-STANDING GAS COOKERS

The one- or two-burner cookers offer an output of 1600 watts per burner, and come equipped with a safety ignition system, heat shield, adjustable pot holder and an easy-to-clean stainless steel surface. They can be permanently installed in the pantry or galley,

but can also be used as free-standing units on deck. For those who need it, it's easy to add a (gimballed) suspension that's available as an optional accessory.



## DOMETIC EK 1600

Single-burner, free-standing gas cooker

- Can be used as permanently installed or free-standing unit
- Adjustable potholder
- Safety ignition system
- High-quality stainless steel
- Semi-gimbal suspension available as option

Ref. No. 9103300517



## DOMETIC EK 3200

Double-burner, free-standing gas cooker

- Can be used as permanently installed or free-standing unit
- Adjustable potholder
- Safety ignition system
- High-quality stainless steel
- Semi-gimbal suspension available as option

Ref. No. 9103300518



## DOMETIC PI2232M

2-burner hob

- Power rating: 1 x 1 kW; 1 x 1.8 kW
- Dimensions (W x H x D): 380 x 90 x 280 mm
- Detachable chromed pan support – easy to clean
- Stainless steel burner cap

Ref. No. 9102300032



## DOMETIC PI7093

230-volt grill

- Mirror-polished stainless steel finish
- Heating capacity: 2.4 kW
- Dimensions (W x H x D):  
533.4 x 101.6 x 304.8 mm
- Built-in dimensions (W x D):  
501.7 x 295.3 mm

Ref. No. 9102302153

Easy  
to use



230 V



GAS

## DOMETIC PI8062M

2-burner hob with glass lid

- Voltage: 12 volts (electronic ignition)
- Power rating: 1 x 1 kW; 1 x 1.8 kW
- Dimensions (W x H x D):  
480 x 90.5 x 370 mm
- Built-in dimensions (W x D):  
466 x 358 mm

Ref. No. 9102300008



GAS

## DOMETIC PI8063M

3-burner hob with glass lid

- Voltage: 12 volts (electronic ignition)
- Power rating: 1 x 1 kW; 2 x 1.8 kW
- Dimensions (W x H x D):  
560 x 90.5 x 440 mm
- Built-in dimensions (W x D):  
546 x 428 mm

Ref. No. 9102300009



## DOMETIC GASCHECKER GC100

Indicator for identifying the fill level of all standard propane and butane gas bottles

- Reliable level measurements using ultrasound
- Easy to use
- Suitable for all steel and aluminium gas bottles with a diameter of 200 – 350 mm (with the exception of self refilling bottles)

Ref. No. 9103500697



ALCOHOL

## DOMETIC ORIGO ONE

1-burner free-standing alcohol stove

- Compact design – easy to store
- Carrying handle for one-handed transportation
- Patented, easy-to-access alcohol fuel container
- High cooking performance
- Gimbals, flexible potholders and cutting board as optional extra

Ref. No. 9103303977



ALCOHOL

## DOMETIC ORIGO TWO

2-burner free-standing alcohol stove

- Compact design – easy to store
- Carrying handle for one-handed transportation
- Patented, easy-to-access alcohol fuel container
- High cooking performance
- Gimbals, flexible potholders and cutting board as optional extra

Ref. No. 9103303978



ALCOHOL

## DOMETIC ORIGO 5100

Boat heater / 1-burner alcohol stove

- Heater and stove all in one
- Can also be used for keeping food warm
- 1500 watts output in heater mode

Ref. No. 9103303920

## DOMETIC ORIGO A100 / A200

1- or 2-burner built-in alcohol stoves

- Easy and convenient to use
- Easy to fit

ORIGO A100 / Ref. No. 9103303935

ORIGO A200 / Ref. No. 9103303937

Stoves for  
permanent  
installation



ALCOHOL



ALCOHOL

## DOMETIC ORIGO 6000

Free-standing alcohol oven / stove

- High cooking power on all plates – fast, flexible cooking on board
- Easy access to the alcohol-fuel container – simple and safe to fill
- With gimbals – to keep the stove level in all weathers

Ref. No. 9103303922



ALCOHOL

## DOMETIC ORIGO 2000 / 4100

1- or 2-burner built-in alcohol stoves

- Short built-in height – ideal in confined spaces
- Flush-mounted – elegant appearance
- Detachable pan support and rounded corners – easy to clean

ORIGO 2000 / Ref. No. 9103303884

ORIGO 4100 / Ref. No. 9103303890



### DOMETIC HS 2420R / HS 2420L

2-burner hob/sink combination

- Output: 1 x 1.0 kW; 1 x 1.8 kW
- Gas consumption: 204 g/h
- Gas supply pressure: 30 mbar
- Enamelled pan support, enamelled burner caps, safety ignition system, AC 540 siphon, rubber seal
- Weight: 2.5 kg
- Dimensions (W x H x D): 600 x 120 x 420 mm
- Built-in dimensions (W x D): 566 x 386 mm

HS 2420R / Ref. No. 9103301742

HS 2420L / Ref. No. 9103301754



### DOMETIC HS 2460R / HS 2460L

2-burner hob/sink combination

- Output: 1 x 1.0 kW; 1 x 1.8 kW
- Gas consumption: 204 g/h
- Gas supply pressure: 30 mbar
- Enamelled pan support, enamelled burner caps, safety ignition system, AC 540 siphon, rubber seal
- Weight: 2.5 kg
- Dimensions (W x H x D): 490 x 121 x 460 mm
- Built-in dimensions (W x D): 456 x 426 mm

HS 2460R / Ref. No. 9103301752

HS 2460L / Ref. No. 9103301747



### DOMETIC SNG 4237

Square sink with glass lid

- Heat-resistant safety glass lid, AC 540 siphon, rubber seal, with hole for tap (Ø 39 mm)
- Weight: 2.9 kg
- Dimensions (W x H x D): 420 x 145 x 370 mm
- Built-in dimensions (W x D): 405 x 355 mm

Ref. No. 9102305034



### DOMETIC SNG 4245

Square sink with glass lid

- Heat-resistant safety glass lid, AC 540 siphon, rubber seal, with hole for tap (Ø 39 mm)
- Weight: 3.35 kg
- Dimensions (W x H x D): 420 x 145 x 440 mm
- Built-in dimensions (W x D): 405 x 425 mm

Ref. No. 9102305030



### DOMETIC SNG 420

Round sink with glass lid

- Heat-resistant safety glass lid, AC 540 siphon, rubber seal, with hole for tap (Ø 39 mm)
- Weight: 3.5 kg
- Dimensions (Ø x H): 420 x 149 mm
- Installation dimension (Ø): 400 mm

Ref. No. 9102305032

## DOMETIC PERFECTCOFFEE MC 052 / MC 054

Coffee maker for 5 cups

- Capacity: 5 cups (625 ml)
- Voltage: 12 or 24 V DC
- Average power consumption: 170 W (12 V), 300 W (24 V)
- Swing filter can be turned for easier use, integrated transport securing device for glass pot, hotplate with thermostat, fixing kit for wall or desk mounting
- Weight: 1.1 kg
- Dimensions (W x H x D): 240 x 270 x 155 mm
- Food-safe according to the German Foodstuff and Consumer Goods Act (LMBG)

Ref. No. 9600000340 (12 V)

Ref. No. 9600000341 (24 V)



12 OR 24 V

## DOMETIC PERFECTKITCHEN MCK 750

Kettle

- Capacity: approx. 0.75 litres
- Voltage: 12 or 24 V DC
- Medium power input: 200 W (12 V), 380 W (24 V)
- Automatic switch-off when boiling temperature is reached, boil-dry protection, status indication
- Weight: 0.8 kg
- Dimensions (W x H x D): 190 x 205 x 125 mm (incl. fixing kit)
- Food-safe according to the German Foodstuff and Consumer Goods Act (LMBG)

Ref. No. 9600000342 (12 V)

Ref. No. 9600000343 (24 V)



12 OR 24 V

## DOMETIC CK 2000

Air recirculation cooker hood with replaceable activated carbon filter

- Voltage: 12 V DC
- Capacity: 38/45 m<sup>3</sup>/h
- Power input: 5 watts
- 2-level fan, 2 integrated halogen bulbs (2 x 10 watts/12 volts, GU4), 2 lighting levels (energy efficiency class C, energy consumption in 1000 hours: 20 kWh) washable metal grease filter, replaceable activated carbon filter
- Weight: 2.2 kg
- Dimensions (W x H x D): 400 x 56 x 280 mm

Ref. No. 9107300002



12 V





# G BOXES



# COOLING ON THE MOVE

## THREE REFRIGERATION TECHNOLOGIES FOR MOBILE USE

We employ three different refrigeration technologies to help you keep your provisions fresh and cool throughout the cruise. Check out Europe's most extensive range of cooling boxes for mobile use! No cooling system can handle every task, so whether you're better off with a compressor powered, a thermoelectric or passive cooling appliance depends entirely on how and where you intend to use your mobile fridge.

Compressor coolers can be used for refrigeration and deep-freezing. Thermoelectric coolers are suitable for cooling as well as for keeping food warm. The benefit of a passive cooler is that it does its job without an external power supply.





### 01 COMPRESSOR COOLERS

Compressor coolers provide excellent cooling performance, even at extreme ambient temperatures and with minimal power consumption. They can be used for standard refrigeration as well as for deep-freezing.

### 02 THERMOELECTRIC COOLERS

Thermoelectric coolers provide active cooling up to 30 °C below the ambient temperature (depending on the model). They can be used for refrigeration as well as for keeping food warm. They are lightweight and easy to transport.



### 03 PASSIVE COOLERS

Well insulated and packed with ice cubes or ice packs, our passive coolers keep food, fish, bait and game fresh for up to several days in all weather conditions, and without requiring any external power supply. They are food-safe, lightweight, easy to transport and can be tied down securely on board.

FOOD & BEVERAGE

COOLING BOXES / COOLFREEZE CFX

# COOLFREEZE CFX COMPRESSOR COOLERS

THE MOST POWERFUL COMPRESSOR COOLERS EVER!

Energy class A++ and freezer temperatures down to  $-22^{\circ}\text{C}$ !

With its CoolFreeze CFX series, the refrigeration specialist Dometic is how milestones are made. Its specially-developed high-performance compressor and extra strong insulation have, once again, allowed the energy consumption to be reduced by up to 35 % compared to its predecessors.



12/24 V



100 - 240 V



SOLAR  
OPERATION



DEEP FREEZING  
DOWN TO  $-22^{\circ}\text{C}$

UP TO 35 % LESS POWER  
CONSUMPTION!

TEMPERATURE CONTROL BY  
WIFI APP\*

\* Models CFX 35W, CFX 40W, CFX 50W, CFX 65W, CFX 95DZW, CFX 100W

# STAY COOL!

Fitted with heavy-duty features like reinforced corners, stainless-steel hinges and a robust lid lining, the hi-tech coolers in the CFX series can withstand the most demanding of loads. Even so, they are remarkably lightweight and easy to transport. The CFX 35W to CFX 100W models give you the convenient option of controlling and monitoring the cooling temperature by WiFi app.

**NEW:**  
CoolFreeze  
CFX 100W  
p. 38

## BENEFITS WITH CFX SERIES

- Suitable for deep freezing down to  $-22^{\circ}\text{C}$
- Excellent cooling performance even at extremely high outside temperatures
- 12/24 volts DC and 100 – 240 volts AC
- CFX special electronics with digital temperature display
- Extremely efficient and superbly quiet operation
- USB port for charging smartphones or MP3 players
- Drain plugs make cleaning simple
- Suitable for solar operation
- Heavy-duty version
- NEW! Temperature control by WiFi app (CFX 35W, CFX 40W, CFX 50W, CFX 65W, CFX 95DZW, CFX 100W)



### LED LIGHT

Energy-efficient LED interior light



### QUICK OVERVIEW

Electronic thermostat with digital temperature display



### EASY TO CARRY

Space-saving folding and detachable carrying handles



### POWER

12/24 volts DC and 100 – 240 volts AC



### DETACHABLE LID

Heavy-duty version with reinforced corners, robust closing mechanism



### CONNECTIVITY

USB port for charging small electronic devices

Up to 35 %  
less power  
consumption!

## THE SPECIAL CFX ELECTRONICS

The CFX series is equipped with special electronics which start up the compressor gently while saving energy. If the preset temperature is not reached within a short period of time, or a temperature below  $-12^{\circ}\text{C}$  has been set, the turbo cooler switches on automatically to boost the compressor speed. As soon as the set temperature is reached, the CFX special electronics switch back to energy-saving mode.

- Intelligent, automatic turbo cooler
- 3-stage battery protection, set using the digital display
- 4-digit digital display (Celsius or Fahrenheit)
- Any temperature can be chosen
- Operating status and error display
- Memory function for storing set values



### DOMETIC COOLFREEZE CFX 35W

Cooler and freezer with CFX special electronics,  
12/24 volts DC and 100–240 volts AC

- Storage volume: approx. 32 litres (including 4.5 litre crisper)
- Refrigeration from  $+10^{\circ}\text{C}$  to  $-22^{\circ}\text{C}$
- Dimensions (W x H x D): 692 x 411 x 398 mm
- Energy class: A++

Ref. No. 9600000470 / UK 9600000471



### DOMETIC COOLFREEZE CFX 40W

Cooler and freezer with CFX special electronics,  
12/24 volts DC and 100–240 volts AC

- Storage volume: approx. 38 litres (including 7.0 litre crisper)
- Refrigeration from  $+10^{\circ}\text{C}$  to  $-22^{\circ}\text{C}$
- Dimensions (W x H x D): 692 x 461 x 398 mm
- Energy class: A++

Ref. No. 9600000472 / UK 9600000473



## DOMETIC COOLFREEZE CFX 28

Cooler and freezer with CFX special electronics, 12/24 volts DC and 100–240 volts AC

- Storage volume: approx. 26 litres (including 3.5 litre crisper)
- Refrigeration from +10 °C to –22 °C
- Dimensions (W x H x D): 620 x 425 x 342 mm
- Energy class: A++

Ref. No. 9600000468 / UK 9600000469

CFX 28:  
26-litre  
compact  
class



CONTROLLED  
VIA WIFI APP

## DOMETIC COOLFREEZE CFX 50W

Cooler and freezer with CFX special electronics, 12/24 volts DC and 100–240 volts AC

- Storage volume: approx. 46 litres (including 8.5 litre crisper)
- Refrigeration from +10 °C to –22 °C
- Dimensions (W x H x D): 725 x 471 x 455 mm
- Energy class: A++

Ref. No. 9600000474 / UK 9600000475



CONTROLLED  
VIA WIFI APP

## DOMETIC COOLFREEZE CFX 65W

Cooler and freezer with CFX special electronics, 12/24 volts DC and 100–240 volts AC

- Storage volume: approx. 60 litres (including 13.0 litre crisper)
- Refrigeration from +10 °C to –22 °C
- Dimensions (W x H x D): 725 x 561 x 455 mm
- Energy class: A++

Ref. No. 9600000476 / UK 9600000477

**NEW! DOMETIC COOLFREEZE CFX 100W**

Cooler and freezer with CFX special electronics, 12/24 volts DC and 100–240 volts AC

- Storage volume: approx. 88 litres
- Refrigeration from +10 °C to -22 °C
- Dimensions (W x H x D): 985 x 500 x 557 mm
- Energy class: A+

Ref. No. 9600000536 / UK 9600000650



CONTROLLED  
VIA WIFI APP



**DOMETIC WIRELESS DISPLAY**

Wireless display for cooler temperature, power source, battery protection and alarm setting

- For CFX 28, CFX 65DZ and all CFX coolers without app function
- Visual and acoustic alarm
- Power supply from AAA batteries or 12/24 volt cigarette lighter socket

Ref. No. 9600000164



**DOMETIC FIXING KIT FOR CFX 28**

For fastening of Dometic CoolFreeze CFX 28 in vehicles

- Quick release mechanism for easy removal of the cooler
- Stainless steel adapter feet screw into threaded bush in base of fridge

Ref. No. 9600000166

# SIMULTANEOUS COOLING AND FREEZING

## COOLFREEZE CFX DZ

Do you want to store fresh produce, or preferably frozen food? Actually this is not the question here. Dometic CFX DZ series coolers satisfy all your needs with their dual-zone refrigeration system. Even simultaneous cooling and freezing is possible. The larger CFX 95DZW model gives you two practical extra features. First, the temperature can be set and monitored with an easy-to-use WiFi app. Second, the two temperature zones have separate controls, so they can be precisely set as required.



12/24 V



100 – 240 V



SOLAR  
OPERATION



### DOMETIC COOLFREEZE CFX 65DZ

Cooler and freezer with CFX special electronics, 12/24 volts DC and 100–240 volts AC

- Storage volume: approx. 53 litres (including 17 litre freezer compartment)
- Refrigeration from +10 °C to –22 °C  
Two temperature zones enable simultaneous cooling and freezing
- Dimensions (W x H x D): 725 x 561 x 455 mm
- Energy class: A+

Ref. No. 9600000478 / UK 9600000479



CONTROLLED  
VIA WIFI APP

### DOMETIC COOLFREEZE CFX 95DZW

Cooler and freezer with CFX special electronics, 12/24 volts DC and 100–240 volts AC

- Storage volume: approx. 85 litres
- 2 compartments for cooling and freezing with separate controls, 50.5 and 34.5 litres
- Refrigeration from +10 °C to –22 °C
- Two temperature zones enable simultaneous cooling and freezing
- Separate lids for the two compartments
- Dimensions (W x H x D): 957 x 472 x 530 mm
- Energy class: A+

Ref. No. 9600000480 / UK 9600000163

“LIGHT” COMPRESSOR TECHNOLOGY

# EXTREMELY COMPACT



These coolers are remarkably lightweight and easy to carry thanks to the use of a compact compressor. Fitted with a shoulder strap, carrier bar or handles, they can be taken absolutely anywhere. Storage won't ever be a problem either, as the super-slim design means they fit into a small space perfectly.

Performance is another plus factor: refrigeration and deep-freezing down to  $-18\text{ }^{\circ}\text{C}$  with minimal power consumption, regardless of the outside temperature. Dometic CoolFreeze CF series coolers are ready for connection to 12/24 volts DC and 100 – 240 volts AC, so they can be used simply everywhere.



12/24 V



100 – 240 V



SOLAR  
OPERATION





### DOMETIC COOLFREEZE CF 11

Cooler and freezer, 12/24 volts DC and  
100 – 240 volts AC

- Storage volume: approx. 10.5 litres
- Refrigeration from +10 °C to -18 °C
- Dimensions (W x H x D):  
540 x 358 x 235 mm
- Energy class: A++

Ref. No. 9600000464 / UK 9600000661



### DOMETIC COOLFREEZE CF 16

Cooler and freezer, 12/24 volts DC and  
100 – 240 volts AC

- Storage volume: approx. 15 litres
- Refrigeration from +10 °C to -18 °C
- Dimensions (W x H x D):  
549.5 x 366.9 x 260 mm
- Energy class: A++

Ref. No. 9600000465 / UK 9600000662



### DOMETIC COOLFREEZE CF 26

Cooler and freezer, 12/24 volts DC and  
100 – 240 volts AC

- Storage volume: approx. 21.5 litres  
(including 4-litre crisper)
- Refrigeration from +10 °C to -18 °C
- Dimensions (W x H x D): 550 x 425 x 260 mm
- Energy class: A++

Ref. No. 9600000466 / UK 9600000663



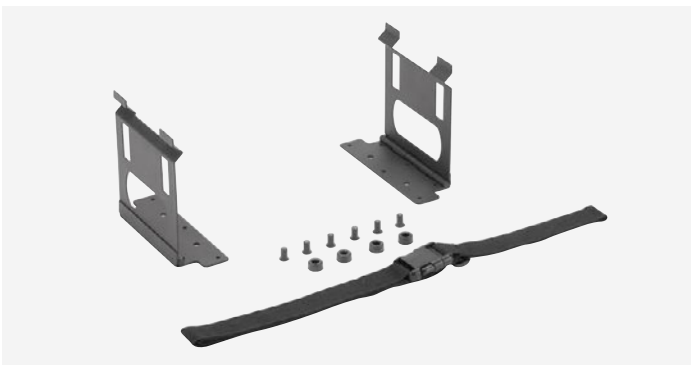
Two integrated drink holders (CF 11)



Digital display



Lift-out wire basket (CF 26)



### UNIVERSAL FIXING KIT

For fastening of Dometic CoolFreeze coolers in vehicles.  
For CF 16 and CF 26

Ref. No. 9105303708

# HYBRID COOLER AND FREEZER

Are you looking for a highly efficient cooling appliance for days afloat? And ideally, also for the car and the patio at home? Then the Dometic CoolFun CK 40D HYBRID is just what you need: two cooling technologies, two connection options and a generous capacity of 38 litres.

Powerful compressor cooling on the 230-volt mains, thermoelectric cooling on a 12-volt vehicle battery – this hybrid cooling box can do

both. It makes a reliable freezer for perishable deep-frozen food, chills the drinks for your garden party, and it will also keep your provisions nicely fresh throughout the journey. On top of all this, it looks really stylish with its shapely black / silver housing.



## DOMETIC COOLFUN CK 40D HYBRID

Compressor/thermoelectric cooler for 230 volts (compressor) and 12 volts (thermoelectrics)

- Storage volume: approx. 38 litres
- Compressor: refrigeration +10 °C to -15 °C  
Thermoelectrics: refrigeration up to approx. 20 °C below ambient temperature
- Dimensions (W x H x D): 520 x 454 x 515 mm
- Energy class: A+

Ref. No. 9600000482 / UK 9600000572



Vertical space for 1.5 and 2 litre bottles standing



Easy-to-read digital temperature display (in compressor mode).



Easy to handle: The deep-freeze function (down to -15 °C) keeps even perishable food fresh.

# UNIVERSAL LEISURE COOLERS

“Cool fun” for picnic beginners and professionals – now available in three different sizes and with a USB connection for charging mobile devices. The Dometic CoolFun SC series offers high-performance thermoelectric cooling at a good price. The practical leisure coolers provide cooling up to 18 °C below the ambient temperature, the two larger models will also keep lunch warm if required. Our recommendation for picnic enthusiasts is the SC 38, because it

offers an ample storage capacity of 37 litres and many convenient extras: sturdy wheels and a telescopic handle for ease of transport, a flexible interior partition system, and a split lid for minimal cooling loss.



## DOMETIC COOLFUN SC 38

Thermoelectric cooler for 12 volts DC and 230 volts AC

- Capacity: approx. 37 litres
- Cooling up to 18 °C below ambient temperature, heating up to + 65 °C
- Dimensions (W x H x D): 567 x 395 x 296 mm
- Energy class: A++

Ref. No. 9600000487



## DOMETIC COOLFUN SC 30

Thermoelectric cooler, carrying handle as lid support or lid lock, 12 volts DC and 230 volts AC

- Capacity: approx. 29 litres
- Cooling up to 18 °C below ambient temperature, heating up to + 65 °C
- Dimensions (W x H x D): 396 x 444 x 296 mm
- Energy class: A+++

Ref. No. 9600000486



## DOMETIC COOLFUN SC 26

Thermoelectric cooler, carrying handle as lid support or lid lock, 12 volts DC

- Capacity: approx. 25 litres
- Cooling up to 18 °C below ambient temperature
- Dimensions (W x H x D): 396 x 394 x 296 mm

Ref. No. 9600000484



12/24 V



230 V



COOLING AND  
HEATING  
MODE

CONVENIENT DC / AC COOLERS WITH TC SPECIAL  
ELECTRONICS AND A DIGITAL DISPLAY

# TROPICOOOL COOLERS



# MORE COOL FUN ON THE MOVE

Fresh design with soft-touch controls and a digital display – these are the hallmarks of the Dometic TropiCool series. What's more, the popular high-tech coolers feature a lot of inner values: intelligent power-save circuit, individually adjustable temperature, cooling performance up to 30 °C below the ambient temperature. If desired, the convenient units can also take care of keeping food warm: activating the heating function supplies temperatures of up to +65 °C.

- Cooling up to 30 °C below ambient temperature, heating up to +65 °C
- 12 / 24 / 230-volt connection as standard with priority circuit for mains operation
- Intelligent power-save circuit
- TC special electronics with a soft-touch control panel



## DOMETIC TROPICOOOL TCX 14

Thermoelectric cooler with TC special electronics for 12/24 volts DC and 230 volts AC

- Storage volume: approx. 14 litres
- Cooling up to 30 °C below ambient temperature, heating up to +65 °C
- Dimensions (W x H x D): 450 x 328 x 303 mm
- Energy class: A++

Ref. No. 9600000493 / UK 9600000494



## DOMETIC TROPICOOOL TCX 21

Thermoelectric cooler with TC special electronics for 12/24 volts DC and 230 volts AC

- Storage volume: approx. 20 litres
- Cooling up to 30 °C below ambient temperature, heating up to +65 °C
- Dimensions (W x H x D): 450 x 420 x 303 mm
- Energy class: A++

Ref. No. 9600000495 / UK 9600000496



## DOMETIC TROPICOOOL TCX 35

Thermoelectric cooler with TC special electronics for 12/24 volts DC and 230 volts AC

- Storage volume: approx. 33 litres
- Cooling up to 30 °C below ambient temperature, heating up to +65 °C
- Dimensions (W x H x D): 550 x 460 x 376 mm
- Energy class: A++

Ref. No. 9600000497 / UK 9600000498



# ICEBOXES IN HEAVY DUTY QUALITY

High outside temperatures, uneven terrain, dust and mud? The “indestructible” Dometic iceboxes will take this in their stride. The Cool Ice boxes are equipped with extremely effective insulation, and once the cool packs or ice cubes have been placed inside, they will keep groceries, fish, bait and wild game fresh. Depending on use and weather conditions, this can be for several days at a time! They also come with a 5 year guarantee! Ultimately, every single detail of these boxes, made from impact-resistant and seamless plastic, is designed for the toughest conditions.

## Tips for use!

If viable, store the Dometic iceboxes in cool surroundings for several hours before use and keep them out of direct sunlight. If being filled with drinks or groceries, we recommend chilling the items beforehand. Standard freezer packs or ice cubes are suitable as coolants. Air will compromise the cooling capacity and shorten the duration of cooling. Therefore avoid opening it unnecessarily and pack the boxes as full as possible.



WCI 13, WCI 22 and WCI 33 with shoulder strap.



Stable, ergonomic polyethylene handles (WCI 33 or higher) making its easy to transport by one or two people.



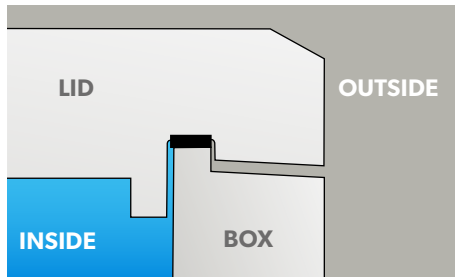
Extremely robust tethering points – integrated in the handle anchors (WCI 33 or higher).



Full-integrated hinges with stainless steel rods for more stability and smooth contours



Sturdy ABS latches with stainless steel mounting screws. Easy, one-hand operation is possible



The labyrinth seal prevents any heat from making its way into the interior.



### DOMETIC COOL ICE WCI 13

- Storage volume: approx. 13 litres
- Weight: 2.8 kg
- Dimensions (W x H x D):  
386 x 306 x 241 mm

Ref. No. 9600000500



### DOMETIC COOL ICE WCI 22

- Storage volume: approx. 22 litres
- Weight: 4.2 kg
- Dimensions (W x H x D):  
386 x 314 x 362.5 mm

Ref. No. 9600000501



### DOMETIC COOL ICE WCI 33

- Storage volume: approx. 33 litres
- Weight: 5.7 kg
- Dimensions (W x H x D):  
400 x 440 x 360 mm

Ref. No. 9600000502



### DOMETIC COOL ICE WCI 42

- Storage volume: approx. 41 litres
- Weight: 7.5 kg
- Dimensions (W x H x D):  
632 x 342 x 390 mm

Ref. No. 9600000503



### DOMETIC COOL ICE WCI 55

- Storage volume: approx. 55 litres
- Weight: 9.3 kg
- Dimensions (W x H x D):  
562 x 427 x 482 mm

Ref. No. 9600000504



### DOMETIC COOL ICE WCI 70

- Storage volume: approx. 68 litres
- Weight: 10.8 kg
- Dimensions (W x H x D):  
682 x 427 x 486 mm

Ref. No. 9600000505



### DOMETIC COOL ICE WCI 85

- Storage volume: approx. 87 litres
- Weight: 12.7 kg
- Dimensions (W x H x D):  
832 x 439 x 496 mm

Ref. No. 9600000506



### DOMETIC COOL ICE WCI 85W

- Storage volume: approx. 86 litres
- With two sturdy wheels and pull-out handle for convenient transport
- Weight: 13.2 kg
- Dimensions (W x H x D):  
832 x 439 x 496 mm

Ref. No. 9600000507



### DOMETIC COOL ICE WCI 110

- Storage volume: approx. 111 litres
- Weight: 15.7 kg
- Dimensions (W x H x D):  
1047 x 449 x 506 mm

Ref. No. 9600000508







# GENERATION



# COOL CONVENIENCE

**BUILT-IN AND FREE-STANDING REFRIGERATORS – WELL EQUIPPED LIKE YOUR FRIDGE AT HOME**

Are you looking for a new refrigerator? A space-saving fitted model or a free-standing one with ample capacity for a longer cruise? We have put together a collection of cooling solutions that satisfy every need – compact and mid-sized drawer fridges, top loaders using the depth of the cupboard space and free-standing premium refrigerators well equipped like your fridge at home. Stainless steel, stainless steel look or white front – just choose the design to match your galley!

If you are looking for a smart solution to turn unused nooks and crannies on board into a refrigerated storage space, check out our ColdMachine cooling units. You will also find ready-to-use package solutions including a cooling unit and matching evaporator.



### 01 COMPRESSOR REFRIGERATORS

Two attractive series for free-standing or under-the-counter use. CoolMatic CRX refrigerators with stainless steel or stainless steel effect fronts – all with a versatile interior and smart, energy saving electronics system. CoolMatic HDC refrigerators in all-white, equipped like a domestic fridge. Great for larger yachts and commercial vessels.

### 02 DRAWER FRIGDES

Space-saving and convenient: CoolMatic CD 20 / CD 30 built-in drawer fridges. Fit into existing storage compartments and ideal for the flybridge. One size up: the CoolMatic CRD 50 drawer fridge with 38.5 litres of well organised cooling space and a freezer compartment that can be removed to make room for more refrigerated items.

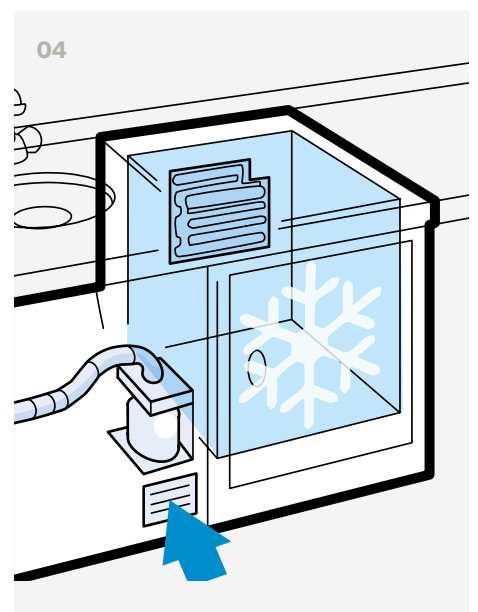


### 03 TOP LOADING FRIGDES

Use the depth of the cupboard space! Our top loaders CoolMatic CB 36 / CB 40 provide 36 or 40 litres capacity for your provisions. Where space is limited, the cooling unit can be detached and fitted separately.

### 04 COOLING UNITS

Great for self-made fridges: wide choice of cooling units, evaporators and cold accumulators. Also available with attractive package prices.



# COOLMATIC CRX

## THE 3-IN-1 REFRIGERATORS

The compressor refrigerators in the CoolMatic CRX series are ingenious quick change artists. Their trick is no secret, but a patented Dometic invention. The freezer compartment can simply be pulled out to make room for a larger fridge or freezer. The desired temperature is set on the soft touch control panel which is mounted flush in the inner wall and elegantly integrates the LED light. There's smart electronics behind it: the system regulates the compressor speed therefore achieving energy savings of up to 25 %.

**COOLING, FREEZING  
OR BOTH AT THE SAME TIME**

**UP TO 25 % LESS  
ENERGY CONSUMPTION!**

**FRONTS IN STAINLESS STEEL OR  
WITH A STAINLESS STEEL LOOK**



**3 IN 1 SYSTEM  
FLEXIBLE USE OF THE COOLING SPACE,  
THANKS TO THE REMOVABLE FREEZER COMPARTMENT\***

\* Dometic CoolMatic CRX 50, CRX 65 and CRX 80

# SO COOL!

- Choice of five models: from 45 to 130 litres in capacity and with standard or redesigned stainless steel door
- 3-in-1 versatile interior solution. Either full cabinet cooling, freezing or combination (CRX 50, CRX 65 and CRX 80)
- Variable speed compressor with three performance levels for efficient, low-noise operation
- Fan speed automatically adjusts to the ambient temperature: full speed at high temperatures, low speed and superbly silent running when temperatures are low
- Perfect temperature control with elegantly integrated soft touch control panel
- Door lock with dual function (locking / ventilation)
- Standard or flush-mount installation frame available as accessory



12/24 V



230 V  
(CRX 140)



QUIET



Stainless steel ...



... or stainless look front panel



The CoolMatic CRX series, available in five sizes (CRX 50 / CRX 65 / CRX 80 with removable freezer compartment) with stainless steel front or stainless steel effect front



Soft touch control panel



Spacious, full-width crisper drawer



Installation with standard or flush-mount frame



Small or medium-sized boat, single person or big family – nobody has to go without a Dometic CoolMatic refrigerator. You can choose a size between 39 litres and 130 litres, a freezer is always included. The CRX models are optionally available with a stainless look or genuine stainless steel front panel.

The cooling unit of the CRP 40 can be fitted separately to save space. The large CoolMatic CRX 140 operates on any DC supply and on every mains supply in the world, too: a 12/24 volt and 100 – 240 volt connection is included as standard!

**DOMETIC COOLMATIC  
CRX 50 / CRX 50S**

Compressor refrigerator, 12 / 24 volts DC

- Storage volume: approx. 45 litres, including 4.4 litres freezer compartment
- Weight: 17 kg
- Dimensions (W x H x D): 380 x 534 x 500 mm

CRX 50 / Ref. No. 9105306565  
CRX 50S / Ref. No. 9105306566

**DOMETIC COOLMATIC  
CRX 65 / CRX 65S**

Compressor refrigerator, 12 / 24 volts DC

- Storage volume: approx. 57 litres, including 7 litres freezer compartment
- Weight: 19 kg
- Dimensions (W x H x D): 448 x 525 x 545 mm

CRX 65 / Ref. No. 9105306568  
CRX 65S / Ref. No. 9105306569

**DOMETIC COOLMATIC  
CRX 80 / CRX 80S**

Compressor refrigerator, 12 / 24 volts DC

- Storage volume: approx. 78 litres, including 7.5 litres freezer compartment
- Weight: 21 kg
- Dimensions (W x H x D): 475 x 640 x 528 mm

CRX 80 / Ref. No. 9105306570  
CRX 80S / Ref. No. 9105306571

**DOMETIC COOLMATIC  
CRX 110 / CRX 110S**

Compressor refrigerator, 12 / 24 volts DC

- Storage volume: approx. 104 litres, including 9 litres freezer compartment
- Weight: 26 kg
- Dimensions (W x H x D): 520 x 745 x 558 mm

CRX 110 / Ref. No. 9105306572  
CRX 110S / Ref. No. 9105306573

**DOMETIC COOLMATIC  
CRX 140 / CRX 140S**

Compressor refrigerator, 12 / 24 volts DC and 100 – 240 volts AC as standard

- Storage volume: approx. 130 litres, including 11 litres freezer compartment
- Weight: 27.5 kg
- Dimensions (W x H x D): 525 x 815 x 620 mm

CRX 140 / Ref. No. 9105306578  
CRX 140S / Ref. No. 9105306580

**DOMETIC COOLMATIC  
CRP 40 / CRP 40S**

Compressor refrigerator, 12 / 24 volts DC

- Storage volume: approx. 39 litres, including 5.3 litres freezer compartment
- Weight: 18 kg
- Dimensions (W x H x D): 380 x 536 x 545 mm
- 1.5 m supply cable

CRP 40 / Ref. No. 9105204440  
CRP 40S / Ref. No. 9105204441



## PULL-OUT FRIDGE AND FREEZER SLIDE OUT AND ENJOY

Who doesn't appreciate seeing their food and provisions smoothly sliding out towards them? The 38.5 litre drawer fridge has a convenient way of letting you keep track of what you have and the bottles are firmly secured with a bracket. The removable freezer compartment makes space for more refrigeration if required. The perfect cooling solution, particularly for smaller boats. The fridge is available in two models: with a stainless steel front panel or in matt silver.



### DOMETIC COOLMATIC CRD 50 / CRD 50S

Pull out fridge and freezer, 12 / 24 volts DC


- Storage volume: approx. 38.5 litres, freezer compartment: approx 6 litres
- Weight: 20.5 kg
- Power consumption: 1.5 Ah/h at +25 °C ambient temperature, 1.8 Ah/h at +32 °C ambient temperature, both at +5 °C interior temperature

CRD 50 / Ref. No. 9105306581

CRD 50S / Ref. No. 9105306582



12/24 V



Large  
separate  
freezer  
compartments



SOLAR  
OPERATION




12/24 V


## DOMETIC COOLMATIC HDC 275

Compressor refrigerator, 12/24 volts DC


- Storage volume: approx. 277 litres including 75-litre \*\*\* freezer compartment
- Weight: approx. 52 kg
- Dimensions (W x H x D): 540 x 1775 x 550 mm

Ref. No. 9105204439





SOLAR  
OPERATION



12/24 V

## DOMETIC COOLMATIC HDC 155FF

Compressor refrigerator, 12/24 volts DC

- Storage volume: approx. 117 litres including 17-litre \*\*\* freezer compartment
- Weight: approx. 32 kg
- Dimensions (W x H x D): 600 x 820 x 550 mm

Ref. No. 9105204436





SOLAR  
OPERATION



12/24 V

## DOMETIC COOLMATIC HDC 195

Compressor refrigerator, 12/24 volts DC

- Storage volume approx. 173 litres including 41-litre \*\*\* freezer compartment
- Weight: approx. 33 kg
- Dimensions (W x H x D): 500 x 1210 x 585 mm

Ref. No. 9105204437





SOLAR  
OPERATION



12/24 V

## DOMETIC COOLMATIC HDC 225

Compressor refrigerator, 12/24 volts DC

- Storage volume: approx. 228 litres including 44-litre \*\*\* freezer compartment
- Weight: approx. 42 kg
- Dimensions (W x H x D): 550 x 1405 x 585 mm

Ref. No. 9105204438





## DOMETIC COOLMATIC CD 20 / CD 20W / CD 20S

Compressor drawer fridge, 12 / 24 volts DC

- Storage volume: approx. 20 litres
- Detachable cooling unit (1.5 m supply cable)
- Temperature range: +15 °C to +0 °C
- Dimensions (W x H x D): 438 x 250 x 565 mm (incl. cooling unit)

CD 20 / Ref. No. 9105330623

CD 20W (white front) / Ref. No. 9105330625

CD 20S (stainless steel front) / Ref. No. 9105330624



## DOMETIC COOLMATIC CD 30 / CD 30W / CD 30S

Compressor drawer fridge, 12 / 24 volts DC

- Storage volume: approx. 30 litres
- Detachable cooling unit (1.5 m supply cable)
- Temperature range: +12 °C to -2 °C
- Dimensions (W x H x D): 440 x 250 x 730 mm (incl. cooling unit)

CD 30 / Ref. No. 9105330621

CD 30W (white front) / Ref. No. 9105330622

CD 30S (stainless steel front) / Ref. No. 9105330620



## DOMETIC COOLMATIC CB 36

Built-in compressor cooler, 12 / 24 volts DC

- Storage volume: approx. 36 litres
- Detachable cooling unit (1.5 m supply cable)
- Temperature range: +10 °C to -12 °C
- Dimensions (W x H x D): 410 x 400 x 510 mm (incl. cooling unit)

Ref. No. 9105204434




## DOMETIC COOLMATIC CB 40

Built-in compressor cooler, 12 / 24 volts DC

- Storage volume: approx. 40 litres
- Detachable cooling unit (1.5 m supply cable)
- Temperature range: +10 °C to -12 °C
- Dimensions (W x H x D): 500 x 660 x 340 mm (incl. cooling unit)

Ref. No. 9105204435

# COOLING UNITS FOR ENTRY-LEVEL AND PROFESSIONAL USE



## DOMETIC COLDMACHINE SERIES 50

Entry-level units at a great price

- Designed for small refrigerator capacities (up to approx. 130 litres) and for use in cool waters
- Equipped with a power-regulated compressor
- Two air-cooled units of different body shapes
- Three evaporator types each designed to precisely match the compressor performance
- Corrosion-resistant stainless steel mounting plate
- Impeccable operation in inclined position



## DOMETIC COLDMACHINE SERIES 80

Professional units for individual cooling comfort

- Designed for small and medium refrigerator capacities (up to approx. 250 litres) and for use in warmer waters
- Equipped with a power-regulated compressor
- Three air-cooled units of different body shapes
- Seven evaporator types and one cold accumulator with automatic programme controller, each designed to precisely match the compressor performance
- Corrosion-resistant stainless steel mounting plate
- Impeccable operation in inclined position




## DOMETIC COLDMACHINE SERIES 90

Professional units for highest demands

- Designed for extra-large refrigerator capacities (up to approx. 400 litres), for deep-freeze cooling (up to approx. 200 litres) and for use in tropical waters
- Equipped with a power-regulated high-performance compressor (25 % more cooling power)
- Three air-cooled units of different body shapes
- Three evaporator types and one cold accumulator with automatic programme controller, each designed to precisely match the compressor performance
- Corrosion-resistant stainless steel mounting plate
- Impeccable operation in inclined positions
- With AEO electronics (Adaptive Energy Optimiser)

# ATTRACTIVELY PRICED PACKAGES COOLING UNIT + EVAPORATOR

Why bother configuring when you can have a complete package at a nice price? Based on one of our best-selling entry-level cooling units, Dometic ColdMachine CU 55, these two package solutions are fine for smaller refrigerator capacities and for use in cold waters. Package 1 includes an L-shaped evaporator for refrigerator capacities up to 100 litres, package 2 uses an O-shaped evaporator for refrigerator capacities up to 130 litres. Both evaporators are suitable for horizontal or vertical installation.



Attractive  
package  
price!



## PACKAGE 1

### DOMETIC COLDMACHINE CU 55 + L-EVAPORATOR VD-01

L-evaporator for installation in coolers up to 100 litres

- Cooling capacities of max. 80 litres with 35 mm PU isolation, or max. 100 litres with 50 mm PU isolation
- Power consumption of approx. 35 W
- For horizontal and vertical installation, self-sealing valve couplings, flexible connection line (approx. 2 m), continuously adjustable thermostat (mounted externally with blue rotary knob and LED indicator in white plastic housing), electrical supply line (approx. 3 m)

Ref. No. 9105306621



## PACKAGE 2

### DOMETIC COLDMACHINE CU 55 + O-EVAPORATOR VD-07

O-evaporator for installation in coolers up to 130 litres

- Cool area contents of max. 100 litres with 35 mm PU isolation, or max. 130 litres with 50 mm PU isolation
- Power consumption of approx. 35 W
- For horizontal and vertical installation, self-sealing valve couplings, flexible connection line (approx. 2 m), continuously adjustable thermostat (mounted externally with blue rotary knob and LED indicator in white plastic housing), electrical supply line (approx. 3 m)

Ref. No. 9105306622

- / TOILETS
- / HOLDING TANK SYSTEM
- / CLEANING ACCESSORIES

# HYGIENE SANITIZATION

A man with short brown hair and a beard, wearing a light blue button-down shirt and sunglasses, is leaning over a boat seat. He is holding a black flexible hose with his right hand. The background shows the interior of a boat with beige upholstery and white railings. The overall scene is brightly lit, suggesting an outdoor setting.

# ENE & ATION



# HYGIENE & SANITATION

ENJOY YOUR CRUISE WITH HOMELIKE SANITATION COMFORT

We want you to travel in complete comfort. This is the idea behind our hygiene range, which offers sophisticated, mobile toilet concepts and practical, easy-to-use accessories for undiminished holiday enjoyment. Reap the benefits of decades of research and development with homelike comfort and convenience, and the pleasant feeling of freshness, free from unpleasant odours.

Dometic provides toilet solutions for every size of boat and every demand on comfort. For reliable and odour-free waste discharge, our engineers have designed a holding tank system that is easy to install, easy to use and compliant with ISO 8099 standards. A complete range of special cleaners and a handy battery vac help you keep everything ship-shape on board.



### 01 TOILETS


Dometic MasterFlush electric macerator toilets – quick and easy to install, quiet and with a powerful flush. Ideal for connection to a holding tank. Dometic portable toilets with 360° pressurised flush, large flush water tank and splash-free disposal system.

### 02 HOLDING TANK SYSTEM

Stores toilet black water until it can be discharged. Choose from a large range of tanks in various shapes and sizes. Or construct a tailor-made system with our holding tank accessories and components.

### 03 CLEANING ACCESSORIES

Specialists for every cleaning task on board: cleaners for toilets, refrigerators and stainless steel surfaces, for grills, awnings and boat covers. Powerful and gentle at the same time. Battery powered vacuum cleaner – cordless for easy use, compact for easy storage.




# MASTERFLUSH TOILETS WITH 360° ORBIT BASE TECHNOLOGY

The space-saving toilet is ideal for retrofitting. Its small footprint fits the plumbing points of most commonly used boat toilets and best of all, the 360° ORBIT installation feature means the base can be fixed to any angle to the bowl to avoid walls or adapt to diverse bathroom layouts. Another asset is the highly effective macerator system, its 10-blade stainless steel cutting blade cuts through the waste for optimum effectiveness.



Award-winning design!



**EASY DROP-IN REPLACEMENT  
FOR MANUAL TOILETS**

**360° OMNIDIRECTIONAL  
ROTATING BASE**

**HOMELIKE COMFORT  
AND HYGIENE**



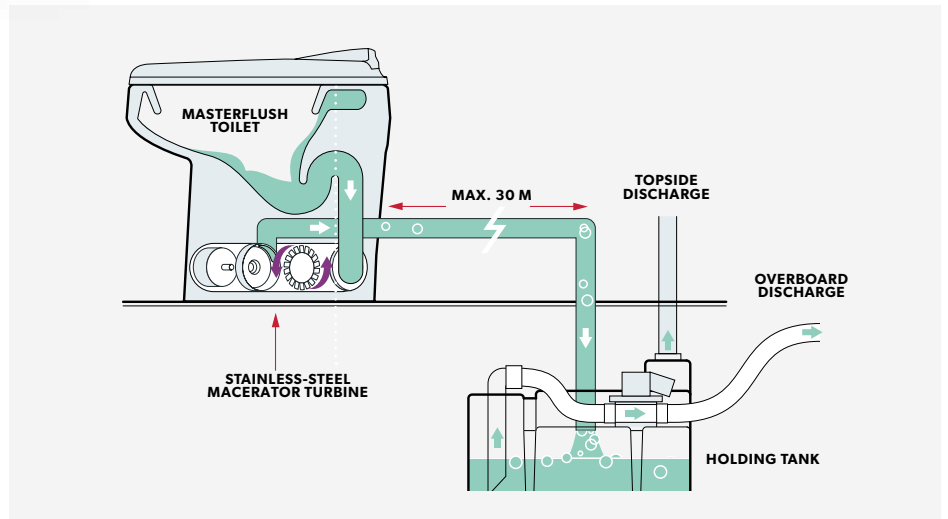


Easy  
drop-in  
replacement  
for manual  
toilets

1. Full, flat back ledge hides all plumbing when viewed from above
2. Residential size, round front enameled wooden seat for homelike comfort
3. Aesthetic seat-to-bowl matching contour
4. Deeply sloped bowl enhances user hygiene
5. 360° omnidirectional rotating base
6. Integrated electric water valve
7. Macerator pump and enclosure
8. Water supply line to bowl and check valve

## MASTERFLUSH INSTALLATION

Dometic MasterFlush electric toilets install quickly and easily. They work with an integrated lifting and macerating unit, operate quietly and offer good flushing performance. Ideal for connecting to a holding tank, which may also be located further away.



Versatile installation in tight spaces:  
360° base-to-bowl rotation.



Homelike comfort with residential-size seat. Deep sloping toilet bowl ensures hygiene.



Dual-stage macerator with stainless steel cutting blades pulverizes waste for optimum discharge flow.



**DOMETIC MASTERFLUSH MF 7100**

Electric macerator toilet with 360°-ORBIT base technology, standard height, sea water or fresh water

- MF 7160, sea water, 12 V / Ref. No. 9108833973
- MF 7160, sea water, 24 V / Ref. No. 9108833974
- MF 7120, fresh water, 12 V / Ref. No. 9108833970
- MF 7120, fresh water, 24 V / Ref. No. 9108833972



**DOMETIC MASTERFLUSH MF 7200**

Electric macerator toilet with 360°-ORBIT base technology, low-profile, sea water or fresh water

- MF 7220, fresh water, 12 V / Ref. No. 9108834283
- MF 7260, sea water, 12 V / Ref. No. 9108834285



**DOMETIC MASTERFLUSH 8152 / 8156**

Electric toilet, standard height, 12 or 24 volts

- 8152, 12 V / Ref. No. 9108553023
- 8156, 24 V / Ref. No. 9108553024



**DOMETIC MASTERFLUSH 8112 / 8116**

Electric toilet, low-profile model, 12 or 24 volts

- 8112, 12 V / Ref. No. 9108553021
- 8116, 24 V / Ref. No. 9108553022

# EXTRA QUIET MODELS WITH EXTERNAL (OR REMOTE) SEAWATER PUMP

The Dometic MasterFlush range includes two models with an external (remote) seawater pump. This clever installation solution provides extra quiet operation and even more comfort in the smallest room on board.

- External seawater pump for quiet operation
- Powerful pump performance allows remote placement away from the head
- Strong flow and inlet water strainer for robust, bowl-clearing flush every time
- MF 7165 model with external pump PLUS benefits of space-saving ORBIT feature and large, deep bowl
- MF 8165 model with external pump in low-profile style with various flush options and designed for easy installation



QUIET



CLIMATE

FOOD & BEVERAGE

HYGIENE & SANITATION

POWER & CONTROL



## DOMETIC MASTERFLUSH MF 7165

Electric macerator toilet with 360°-ORBIT base technology, standard height, sea water

Ref. No. 9108887101 (12 V DC)



## DOMETIC MASTERFLUSH MF 8165

Electric macerator toilet, low-profile, sea water

Ref. No. 9108887102 (12 V DC)

# 8900 SERIES MACERATOR TOILETS

## STYLE, QUALITY AND VERSATILITY

The Dometic MasterFlush 8900 series gives boat builders and owners unprecedented freedom of choice. Toilet only or comfort model with integrated bidet function, low profile or standard height, through-the-floor or through-the-wall discharge – everything is possible. All models feature a contemporary soft-close seat.

MasterFlush 8900 series macerator toilets come standard with the Dometic Flush Touchpad. A control element to fit Vimar/Gewiss frames is available as optional accessory.



### DOMETIC MASTERFLUSH MF 8900

Electric macerator toilet with or without bidet, standard height

8979, Standard, 12 V / Ref. No. 9108553155

8989, Standard, toilet/bidet, 12 V / Ref. No. 9108684198



### DOMETIC MASTERFLUSH MF 8900

Electric macerator toilet with or without bidet, low-profile model

8939, Low-profile, 12 V / Ref. No. 9108553050

8949, Low-profile, toilet/bidet, 12 V / Ref. No. 9108684175



### DOMETIC FLUSH SWITCH PANEL

Optional flush switch, fits Vimar/Gewiss frames. Add water and flush control. "Power on" and "full tank" indicators.

- 12 V DC or 24 V DC

Ref. No. 9108782202

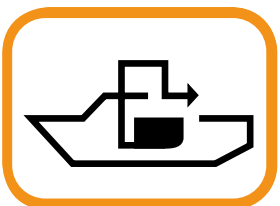
# HOLDING TANKS FOR MARINE TOILETS

Dometic has been a leading supplier of holding tank systems in the original equipment sector for decades. Know-how and experience gained in numerous OEM projects are the basis for our successful retrofit solutions. Dometic holding tanks are especially developed for the European market and fully comply with ISO 8099 standards. They are long lasting and odour-free, easy to install and to operate.

## **DOMETIC DHT42L / DHT61L / DHT88L / DHT110L / DHT137L**

Holding tank for marine toilets  
Available in 5 sizes: 42, 61, 88, 110 and  
137 litres

DHT42L / Ref. No. 9107100001  
DHT61L / Ref. No. 9107100002  
DHT88L / Ref. No. 9107100003  
DHT110L / Ref. No. 9107100004  
DHT137L / Ref. No. 9107100005



Pre-fitted  
and  
pre-tested



# ACCESSORIES FOR HOLDING TANK SYSTEMS



## TANKSAVER®

Holding tank safety valve

- Material: Rubber, PE
- Dimensions: Ø 76 mm, 1½" vent

Ref. No. 9108554455



## DTK DIPTUBE KIT

Removes waste through top of tank – eliminates stagnant waste from sitting in discharge line connected at bottom of tank.

- Prevents clogging; reduces tank effluent
- Fits tanks up to 762 mm in height
- Easy to install

Ref. No. 9108558205

Accessory / 90° elbow / Ref. No. 9108558704



Lasts for the whole season

## DOMETIC DVF

Holding tank vent filter  
Absorbs holding tank vent odours.  
Keeps air clean and pleasant

- Most effective odour control – absorbs tank odours for an entire boating season
- Installs easily between holding tank and through-hull vent
- Easily replaceable every season

Ref. No. 9108849515



## DOMETIC DTM04

Tank monitor  
Four-level unit with three float switches and four-colour LED indicator

- Continuous tank monitoring with four-level indication
- Easy installation, probe cap installs in Dometic tank inspection port
- Adjustment of float switch to required length possible

DTM04 with ventilation / Ref. No. 9108554495

DTM04 without ventilation

Ref. No. 9108554496



## DOMETIC DTM01C

Tank monitor  
Single-level unit with one float switch and red warning light

- Simple and cost-effective solution
- Activates red warning light when holding tank is about ¾ full
- Easy installation; probe cap installs in Dometic tank inspection port

Ref. No. 9107100009



## DOMETIC DTM01P

Tank monitor  
Single-level unit with one float switch and red warning light

- Easy installation on Dometic holding tanks
- Activates red warning light when holding tank is approx. ¾ full

Ref. No. 9108688891

# PUMPS AND CONTROLS FOR RELIABLE HOLDING TANK DISCHARGE



## DOMETIC DTW12 / DTW24

Holding tank discharge pump for 12 or 24 volts DC

- Quiet operation
- Long-lasting bellows design
- Dry self-priming
- Flow rate: 1130 litres per hour

Dometic DTW12, 12 V / Ref. No. 9107100006

Dometic DTW24, 24 V / Ref. No. 9107100007



## DOMETIC DTD01-12 / DTD01-24

Tank discharge management  
For use in combination with DTM04 tank monitor

- Easy and safe holding tank discharge
- Manual discharge in unrestricted waters
- No accidental discharge in restricted waters
- Simplifies plumbing by eliminating Y-valves

Dometic DTD01-12, 12 V / Ref. No. 9107100011

Dometic DTD01-24, 24 V / Ref. No. 9107100012

## DOMETIC POWERPUMP


PowerPump pressurised water pumps from Dometic are self-priming, can run dry without being damaged, and are energy-efficient and quiet. Scope of delivery includes a filter and three 12.5 mm (1/2") hose connectors. Easy to install.

- Powerful yet quiet and economical
- Self-priming – can be placed above water tank
- Runs dry without damage
- Maintenance-free diaphragm design

PP127, 7 l/min, 12 V / Ref. No. 9600000455

PP1210, 10 l/min, 12 V / Ref. No. 9600000456

PP1217, 17 l/min, 12 V / Ref. No. 9600000457





## HYGIENIC AND COMPACT: PORTABLE TOILETS

Convenient, space-saving hygienic comfort for your boat. The portable toilets from Dometic combine many useful functions in the smallest of spaces.

- Portable toilet in two sizes
- 8.7 litre flush water tank – sufficient for 27 flushes
- Push-button operation
- Strong 360° pressure flush for effective cleaning
- Tank level indicator protects against overflow
- Ingenious disposal system: extra-long, pivoting spout and vent openings for clean, splash-free discharge
- Back-up tank, discharge kit and fixing kit as accessories







## DOMETIC 972

Space-saving portable toilet with 360° pressurised flush

- Flush water tank capacity: 8.7 litres
- Holding tank capacity: 9.8 litres
- Material: ABS
- Colour: white/grey
- Dimensions (W x H x D): 333 x 317 x 387 mm
- Weight: 5.4 kg

Ref. No. 9108557679



## DOMETIC 976

Space-saving portable toilet with 360° pressurised flush

- Flush water tank capacity: 8.7 litres
- Holding tank capacity: 18.9 litres
- Material: ABS
- Colour: white/grey
- Dimensions (W x H x D): 333 x 387 x 387 mm
- Weight: 5.9 kg

Ref. No. 9108557681



## BACK-UP TANKS DTK972 / DTK976

Ideal as additional sewage depot on board

- Holding tank capacity: 9.8 litres (DTK972) and 18.9 litres (DTK976)
- Material: ABS
- Colour: grey
- Dimensions (W x H x D): 333 x 190 x 387 mm (DTK972), 333 x 270 x 387 mm (DTK976)
- Weight: 1.8 kg (DTK972), 2.3 kg (DTK976)

Dometic DTK972, 9.8 l / Ref. No. 9107100030

Dometic DTK976, 18.9 l / Ref. No. 9107100031



## FIXING KIT FOR 970 SERIES

For simple and safe assembly

Ref. No. 9108559158

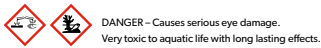


### DOMETIC POWERCARE TABS

Highly-effective additive for the waste holding tank. Breaks down waste into liquid and prevents unpleasant odours.

- No spills
- Tabs in soluble film
- Pre-measured dosage
- Use just 1 tab per full tank
- For all portable toilets
- Easy storage
- 16 tabs per tub

Ref. No. 9600000125



### DOMETIC GREENCARE TABS

Highly effective environmentally friendly tab for the waste holding tank. Breaks down waste into liquid and prevents unpleasant odours.

- Environmentally friendly version
- No spills
- Pre-measured dosage
- Tabs in soluble film
- For all portable toilets
- Easy storage
- 16 tabs per tub

Ref. No. 9600000133



### DOMETIC COMFORTCARE

Special, fast-soluble toilet paper for the comforts of home

- Fast, soluble toilet paper therefore avoiding blockages
- 2-ply
- Extra-soft
- Facilitates waste holding tank discharging
- Content: 4 rolls

Ref. No. 9600000126



### DOMETIC SANITATION CLEANER

Highly effective universal gel cleaner

- Power gel with good adhesive effect
- Highly effective, economical to use
- For toilets, sinks, showers, etc.
- Bio-degradable

Ref. No. 9600000134


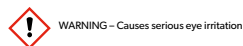


### NEW! DOMETIC TANK CLEANER

Tab cleaner for the waste holding tank. Effectively removes deposits, prevents scaling and gives a pleasant odour.

- Easy and economical dosing with tabs
- Use just 1 tab per tank clean-up
- Effortless cleaning with active foam
- Gentle on the environment
- Based on detergents from renewable resources
- 10 tabs per tub

Ref. No. 9600000150



### NEW! DOMETIC SANITARY RINSE

Sanitation additive for perfect hygiene and a pleasant odour after every flush. Available as a fluid for the flush water tank or spray for direct application to the toilet bowl.

- Improved hygiene
- A fresh smell after every flush
- Clean flush water and a clean bowl
- Suitable for plastic and ceramic toilets
- Available as a fluid tank additive or toilet bowl spray

Fluid for flush water tank / Ref. No. 9600000151  
Spray for toilet bowl / Ref. No. 9600000152



## DOMETIC MULTI-PURPOSE CLEANER

- Antibacterial bio-alcohol
- Spray cleaner – ideal for vertical surfaces
- Also for refrigerators (eliminates minor ice build-up)
- Content: 500 ml

Ref. No. 9600000142



Warning – Flammable liquid and vapour. Causes serious eye irritation



## DOMETIC STAINLESS STEEL CLEANER

- Ideal for Dometic hobs and sinks
- Easily removes fat and grease
- Streak-free shine
- Content: 500 ml

Ref. No. 9600000149



## DOMETIC OVEN & BBQ CLEANER

- Effectively removes burnt-on food or grease
- Gel cleaner – holds vertically
- Neutral odour and gentle cleaning
- Content: 500 ml

Ref. No. 9600000159



Danger – Causes serious eye damage. Causes skin irritation.



## DOMETIC AWNING CLEANER

Awning and boat cover cleaner

- Quickly removes even the most persistent dirt
- Eliminates bad odours
- Content: 500 ml

Ref. No. 9600000165



## DOMETIC ACRYLIC GLASS POLISH, SPECIAL POLISHING CLOTH AND CLEANER

This cleaning agent (250 ml) for regular cleaning removes all types of dirt, even grease and nicotine film. It prevents static build-up and dust accumulation without using a solvent. The acrylic-glazing polish (75 ml) and special cloth can remove clouding and light scratches. All three products are also available together as a cleaning kit.

Acrylic glass polish 75 ml / Ref. No. 9600000128

Acrylic glass cleaner 250 ml / Ref. No. 9600000129

Special polishing cloth / Ref. No. 9600000130

Cleaning kit / Ref. No. 9600000132



Warning – Flammable liquid and vapour. Causes serious eye irritation



Clean result, nice price!



## DOMETIC CV 1004

Central vacuum cleaning system

- Power Input: 950 watts
- Input voltage: 230 volts
- Suction power: 2500 mm (water column)
- Dimensions (W x H x D): 298 x 171 x 175 mm
- Suction hose connection to the central unit or to an external hose socket (included in delivery)

Ref. No. 9103501126

### Optional extras

Vacuum cleaner bag (5 pieces) / Ref. No. 9103501128

## DOMETIC VACPORT

Sweep inlet valve for CV 1004 and CV 2004

- Can be used only in combination with Dometic vacuum cleaner systems CV 1004 or CV 2004
- Installation at floor level – preferably in dirt-intensive areas
- Automatic activation and deactivation by opening or closing of the vacuum slot
- Two integrated LEDs for illumination of the floor area
- Accessories for installation included

Ref. No. 9103501127

# BATTERY-POWERED WET/DRY VACUUM CLEANER

The handy vacuum cleaner comes complete with integrated battery – no need for an external power supply. Its substantial vacuuming power is more than a match for even the most stubborn dirt or fluids. Following an extended round of vacuuming, the battery is recharged through the power socket, making it ready for the next round. Thanks to its compact design, PowerVac can be stored anywhere – storage compartments, garage, boot or broom cupboard. A handy universal appliance – both on the move and at home.

- Convenient battery vacuum cleaner for use in boats, vehicles or at home
- Maximum mobility with rechargeable 12 volt battery
- Can be recharged from 12 and 230 volts
- Cleaning power: 400 mm water column
- Easy to clean dust container and fabric filter



## DOMETIC POWERVAC PV 100

Wet/dry vacuum cleaner with 12-volt rechargeable battery

- Motor: 12 volts DC, 28,000 rpm
- Battery: 12 volts DC, 2.6 Ah
- Operating time: up to 18 min ±10%
- Recharge time: 10–14 h (automatic switch-off)
- Operating temperature: 0 °C to +40 °C
- Power input: approx. 90 watts
- Vacuuming performance: approx. 400 mm water column (±10 %)
- Capacity: 3.8 litres
- W x H x D: 270 x 320 x 198 mm
- Weight: 2150 g
- Scope of delivery: vacuum cleaner, hose, attachments for upholstery, rugs and narrow gaps, carrying strap, mains adapter, 12-volt charging cable, operating instructions

Ref. No. 9600000348



UPHOLSTERY NOZZLES



EASY-TO-CLEAN FILTER



CREVICE TOOL FOR CORNERS

/ BATTERY CHARGERS

/ INVERTERS

/ GENERATOR, BATTERY CARE AND MORE

# POWER CONTROL

GRAN TURISMO

04

*specials*

A photograph of a white Beneteau yacht at night. The yacht's interior is illuminated with warm yellow light, showing a cockpit area with a helm seat and a table. The exterior of the yacht is dark, with the brand name 'BENETEAU' visible on the side. A large, bold, white text overlay reads 'VER & TROL'.

# VER & TROL



# STAY CONNECTED

SMART ACCESSORIES FOR RELIABLE POWER SUPPLY – ANYTIME, ANYWHERE

You're in a remote location, at least an hour's cruise from the nearest power source. You need power to run your appliances. No problem. We provide a complete range solutions to keep you connected and in control. Enjoy your cruise with all the comforts of home. Mobile energy systems from Dometic guarantee a perfect power supply on

board. Lightweight and compact battery chargers keep the batteries in good condition. Sine wave inverters deliver 230 volts AC power for your comfort appliances. The heavy-duty generator offers a reliable power supply when mains power is unavailable.



01



### 01 BATTERY CHARGERS

Dometic offers all kinds of battery chargers. The mobile MPC is perfect for charging and maintaining your engine starter battery, whereas the fixed installed MCA chargers charge and maintain also bigger auxiliary batteries in a gently and fast way.

### 02 INVERTERS

230 volts on board – for laptops, espresso machines and more. Depending on the type of appliance, you can choose an inverter with modified sine wave voltage, or opt for a pure sine wave inverter.

### 03 GENERATOR, BATTERY CARE AND MORE

The Dometic generator ensures a reliable power supply wherever mains power is unavailable. PerfectBattery accessories keep batteries in shipshape condition, even after long periods of standstill. The battery controller keeps an eye on the batteries, checking the load, the charge currents and the charging status.

02



03



# DOMETIC MPC 01 INTELLIGENT BATTERY MANAGEMENT SYSTEM

How's the charge state of the battery going? The battery controller from Dometic can provide an exact analysis at any time. Voltage, current and temperature are identified by a battery sensor. The system calculates the available and dischargeable capacity as well as the

charge status, and displays the remaining charging or discharging time. All values are shown on the easy-to-read, self-explanatory display.



## DOMETIC MPC 01

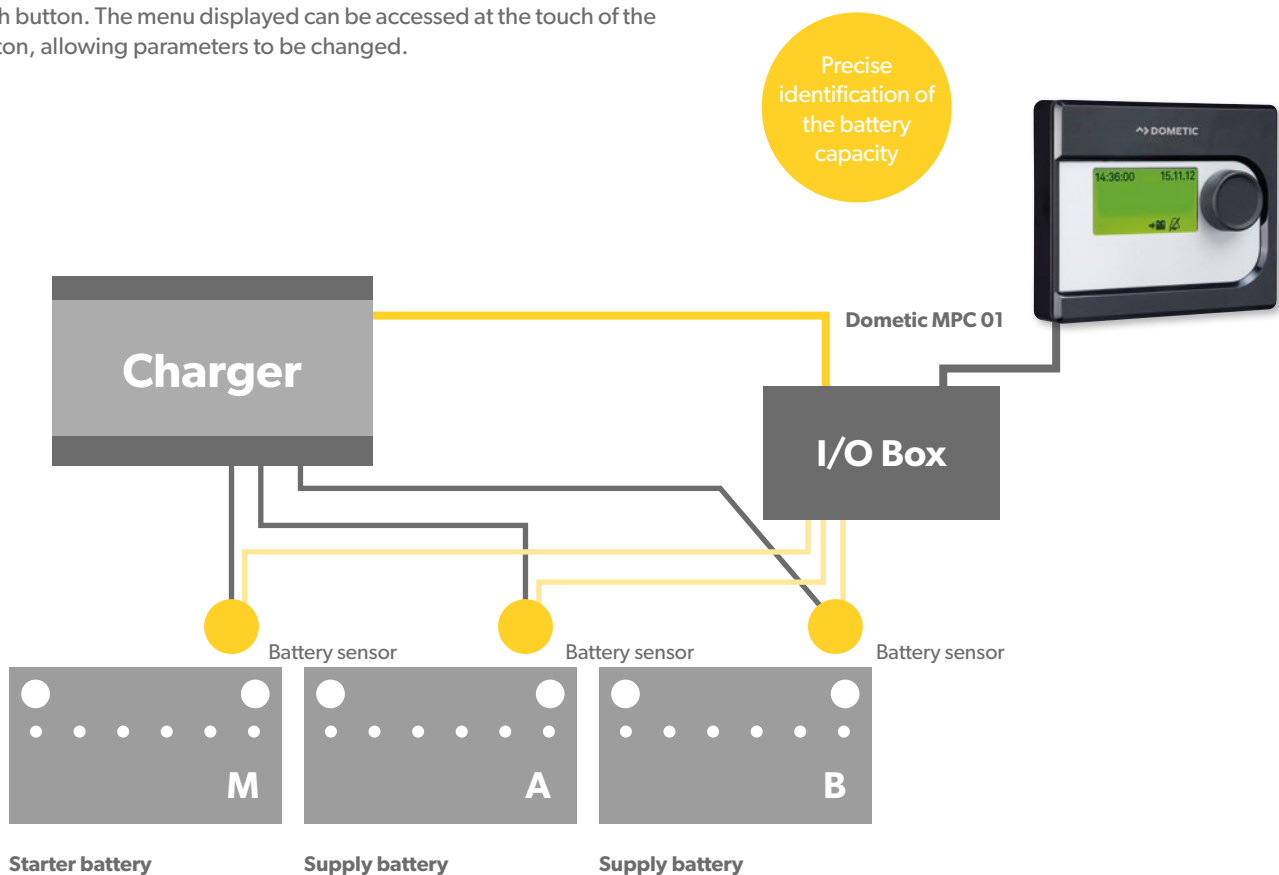
Intelligent battery management system with display and a battery sensor

- Input voltage: 8 – 16 volts
- Current consumption: 150 mA in display mode, 10 mA in standby mode
- CI BUS interface
- Three additional battery sensors (accessory) can be connected
- Dimensions incl. knob (W x H x D): 145 x 122 x 24,5 mm

Ref. No. 9102500073

## INFORMATION AND OPERATING PANEL

The self-explanatory display of the Dometic MPC 01 ensures all information on the status of up to four batteries can be called up any time. The various menus can be displayed by turning the rotary push button. The menu displayed can be accessed at the touch of the button, allowing parameters to be changed.





# SIGNIFICANTLY SHORTER CHARGING TIMES! PERFECTCHARGE BATTERY CHARGERS

Faster full-capacity charging times – faster installation – favourable price: the PerfectCharge IUOU chargers from Dometic offer a complete line-up of compelling features. They're suitable for all lead-acid batteries and deliver especially gentle and – thanks to a 6-stage charging characteristic – especially fast charging times. A CI BUS interface also turns the chargers into genuine "networkers" that can be integrated perfectly into existing CI BUS systems as needed.

With their surprisingly low weight and very compact design, the devices offer problem-free installation even in restricted spaces.

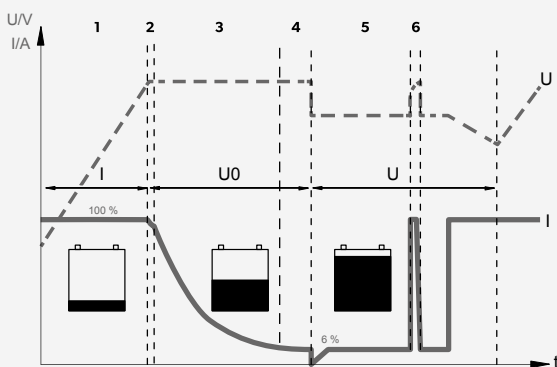
## ACCESSORIES FOR PERFECTCHARGE

Enhance your Dometic PerfectCharge IUOU battery charger with customised accessory solutions and benefit from the perfection of your charging technology!

Temperature sensor MCA-TS1 / Ref. No. 9600000099  
Hella Sensor MCA-HS1 for 12 V / Ref. No. 9600000101  
Remote control MCA-RC1 / Ref. No. 9600000100



## IUOU CHARGING CHARACTERISTICS



## 6-STAGE IUOU CHARGING CHARACTERISTICS

- 1 I-phase: The discharged battery is charged with constant current until the battery voltage reaches the charge voltage.
- 2–4 U0-phase: 3-stage absorption charging phase with constant voltage ( $U_0$ ). The battery charge is determined within the first two minutes, after which the main charging phase follows. This ends when the battery is fully charged or the charge current is less than 6% of the nominal charging current for 15 mins.
- 5 U-phase: The charger switches over to float charging.
- 6 Conditioning: Every 12 days, the charger switches back into phase I to revitalise the battery and prevent sulphation.

# PERFECTCHARGE BATTERY CHARGERS – PERFECT FOR YOUR BATTERIES

## CHARGING OF 1 BATTERY + STARTER BATTERY

### DOMETIC PERFECTCHARGE MCA 1215

- Battery output: One, plus 1 A output for a starter battery
- Recommended battery capacity: 40 – 170 Ah
- Max. charging current: 15 A
- Weight: approx. 1.6 kg

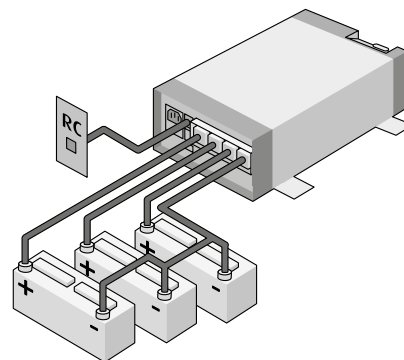
12 V / Ref. No. 9600000028 /  
UK 9600000179

## CHARGING OF 2 BATTERIES + STARTER BATTERY

### DOMETIC PERFECTCHARGE MCA 1225

- Battery output: Two, plus 1 A output for a starter battery
- Recommended battery capacity: 75 – 300 Ah
- Max. charging current: 25 A
- Weight: approx. 1.7 kg

12 V / Ref. No. 9600000029 /  
UK 9600000180



## CHARGING OF 2 BATTERIES + STARTER BATTERY

### DOMETIC PERFECTCHARGE MCA 1235

- Battery output: Two, plus 1 A output for a starter battery
- Recommended battery capacity: 100 – 400 Ah
- Max. charging current: 35 A
- Weight: approx. 1.9 kg

12 V / Ref. No. 9600000030 /  
UK 9600000181

## CHARGING OF 3 BATTERIES

### DOMETIC PERFECTCHARGE MCA 1250

- Battery output: Three
- Recommended battery capacity: 150 – 600 Ah
- Max. charging current: 50 A
- Weight: approx. 3.1 kg

12 V / Ref. No. 9600000031 /  
UK 9600000182

## CHARGING OF 3 BATTERIES

### DOMETIC PERFECTCHARGE MCA 1280

- Battery output: Three
- Recommended battery capacity: 200 – 800 Ah
- Max. charging current: 80 A
- Weight: approx. 4 kg

12 V / Ref. No. 9600000032 /  
UK 9600000183

## CHARGING OF 2 BATTERIES

### DOMETIC PERFECTCHARGE MCA 2415

- Battery output: Two
- Recommended battery capacity: 40 – 170 Ah
- Max. charging current: 12.5 A
- Weight: approx. 1.6 kg

24 V / Ref. No. 9600000033 /  
UK 9600000184

## CHARGING OF 3 BATTERIES

### DOMETIC PERFECTCHARGE MCA 2425

- Battery output: Three
- Recommended battery capacity: 75 – 300 Ah
- Max. charging current: 25 A
- Weight: approx. 2.9 kg

24 V / Ref. No. 9600000034 /  
UK 9600000185

## CHARGING OF 3 BATTERIES

### DOMETIC PERFECTCHARGE MCA 2440

- Battery output: Three
- Recommended battery capacity: 100 – 400 Ah
- Max. charging current: 40 A
- Weight: approx. 3.9 kg

24 V / Ref. No. 9600000035 /  
UK 9600000186

Fast and gentle  
charging for  
supply batteries  
of up to 100 Ah



## DOMETIC PERFECTCHARGE IU 812

IU0U automatic charger, 12 volts

Optimal charging technology for 12-volt wet, gel and AGM batteries

- For charging a battery
- Input voltage: 230 volts DC
- Input voltage range: 180 – 253 volts AC / 50 – 60 Hz
- Nominal battery voltage: 12 volts DC
- End-of-charging voltage: 14.4 volts DC
- Float charging voltage: 13.6 volts DC
- Max. battery capacity: 100 Ah
- Max. charging current: 8 A
- Operating temperature: 0 °C to +50 °C

Ref. No. 960000037



## DOMETIC PERFECTBATTERY BR 12

Battery refresher, 12 volts

Extends the service life of wet, gel and AGM batteries

- Reduces sulphate deposits, the cause of premature battery ageing
- Reactivates apparently defective batteries by destroying existing sulphate crystals

Ref. No. 960000093



## DOMETIC PERFECTBATTERY BC 100

Battery conditioner, 12 volts

Three functions in one unit: conditioning, charging, back-up mains adapter

- For service and maintenance of all 12-volt batteries
- Bridges long periods of standstill
- Can also be used as charger or back-up mains adapter

Ref. No. 960000092

# MOBILE 12-VOLT BATTERY CHARGERS

Speed and accuracy are the hallmarks of the new 12-volt premium chargers in the Dometic PerfectCharge MCP series.

Designed for convenient one-button operation, they feature a microprocessor controlled, 8-step charging curve that even gives all kinds of lead acid batteries the optimal maintenance and charge.

A practical wall cradle holding the charger, the cables and up to four battery indicators keeps the compact gadgets ready to hand.

The delivery kit also includes a 12-volt cable which can be used to recharge flagging batteries from the cigarette lighter socket.



## DOMETIC PERFECTCHARGE MCP 1204

Battery charger 12 volts / 4 amps

- Mobile 12-volt battery charger
- One-button operation
- 8-step charging characteristics
- Intelligent cable management

Ref. No. 9600000026



## DOMETIC PERFECTCHARGE MCP 1207

Battery charger 12 volts / 7 amps

- Mobile 12-volt battery charger
- One-button operation
- 8-step charging characteristics
- Intelligent cable management

Ref. No. 9600000027



## WALL CRADLE

Wall cradle for PerfectCharge MCP battery chargers

- For charger, cable and battery indicators
- Holds up to 4 battery indicators

Ref. No. 9102500079



## DOMETIC PERFECTCHARGE BI 01

Battery indicator

- Battery capacity display
- Indicates the charging status in 25 % steps

Ref. No. 9600000094

### OPTIONAL BATTERY INDICATOR

Indispensable for a quick battery check: the compact battery indicator Dometic PerfectCharge BI 01 is also designed for one-button operation. It has a dedicated input for the Dometic battery chargers MCP 1204 and MCP 1207. Four LEDs indicate the charging condition of the connected lead acid battery in 25 % steps. The indicator can be permanently fitted in the boat or used as a mobile tool.

# IU CHARGING CONVERTERS BATTERY RECHARGE ON THE MOVE

Many boat owners expect the electric generator to completely recharge leisure batteries during the cruise. When the battery is beginning to fail, however, they quickly realise it often doesn't work that way.

The reason is insufficient cabling (supply cables too long, cross section too small), as frequently encountered in boats. Electronics specialist

Dometic offers a neat solution for this problem: the PerfectCharge IU charging converter, which ensures optimal charging during the drive. Available in three performance categories.



## DOMETIC PERFECTCHARGE DC 08

Charging converter and battery charger, 8 A

- Input voltage: 12 volts DC
- Input voltage range: 8–16 volts DC
- Output current: 8 A
- Output voltage: 14.2 volts DC  $\pm 0.1$  volts,
- Energy efficiency: up to 87 %
- Ripple & Noise: 20 mA
- Weight: 0.75 kg
- W x H x D: 115 x 70 x 100
- Test mark: e-approved to Automotive EMC Directive

Ref. No. 9600000095



## DOMETIC PERFECTCHARGE DC 20

Charging converter and battery charger, 20 A

- Input voltage: 12 volts DC
- Input voltage range: 8–16 volts DC
- Output current: 20 A
- Output voltage: 14.2 volts DC  $\pm 0.1$  volts,
- Energy efficiency: up to 87 %
- Ripple & Noise: 20 mA
- Weight: 1.2 kg
- W x H x D: 115 x 70 x 160
- Test mark: e-approved to Automotive EMC Directive

Ref. No. 9600000096



## DOMETIC PERFECTCHARGE DC 40

Charging converter and battery charger, 40 A

- Input voltage: 12 volts DC
- Input voltage range: 8–16 volts DC
- Output current: 40 A
- Output voltage: 14.2 volts DC  $\pm 0.1$  volts,
- Energy efficiency: up to 87 %
- Ripple & Noise: 20 mA
- Weight: 2.1 kg
- W x H x D: 115 x 70 x 270
- Test mark: e-approved to Automotive EMC Directive

Ref. No. 9600000097



# VOLTAGE CONVERTERS

If the 24-volt on-board battery powers the 12-volt navigation system and the 24-volt coffee maker works problem-free with a 12-volt supply, there's bound to be a PerfectPower voltage converter somewhere along the line. This product range satisfies the highest standards with respect to voltage stability and operating safety. Also functions as a high-quality IU charger, can be operated in parallel mode.



## DOMETIC PERFECTPOWER DCDC 10

Voltage converters with 10 A output current

- Ideal for sensitive appliances
- Electrically isolated input and output voltage
- Can also be used as battery charger
- To increase capacity, several converters can be used in parallel

DCDC 10, 10 A, 12 V » 24 V / Ref. No. 9600000084  
DCDC 10, 10 A, 24 V » 24 V / Ref. No. 9600000085



## DOMETIC PERFECTPOWER DCDC 20

Voltage converters with 20 A output current

- Ideal for sensitive appliances
- Electrically isolated input and output voltage
- Can also be used as battery charger
- To increase capacity, several converters can be used in parallel

DCDC 20, 20 A, 12 V » 24 V / Ref. No. 9600000086  
DCDC 20, 20 A, 24 V » 12 V / Ref. No. 9600000087



## DOMETIC PERFECTPOWER DCDC 40

Voltage converter with 40 A output current

- Ideal for sensitive appliances
- Electrically isolated input and output voltage
- Can also be used as battery charger
- To increase capacity, several converters can be used in parallel

DCDC 40, 40 A, 24 V » 12 V /  
Ref. No. 9600000088





## PURE SINE VOLTAGE AT A BUDGET PRICE

There is often just one single, and "modest" consumer unit on board which requires 230 volt AC voltage to run – a TV, for example, the DVD player or a mobile phone charger. If this is the case, we recommend the MSI 212/224, or MSI 412/424, the two most compact Dometic SinePower models. They provide 150 and 350 watts of output respectively, a USB charger socket and a super slimline design at an unbelievably low price!

- Extremely slim design, lightweight
- Series-standard USB charger socket
- Easily accessible socket integrated in the upper housing
- Outstanding price-performance ratio
- MSI 212 / 224 with cigarette lighter socket



### DOMETIC SINEPOWER MSI 212 / MSI 224

Sine wave inverter 150 W

- Continuous power: 150 W
- Peak power: 300 W
- Weight: 0.82 kg

MSI 212 / 12 V / Ref. No. 9600000334 / UK 9600000263

MSI 224 / 24 V / Ref. No. 9600000001 / UK 9600000264



### DOMETIC SINEPOWER MSI 412 / MSI 424

Sine wave inverter 350 W

- Continuous power: 350 W
- Peak power: 700 W
- Weight: 0.82 kg

MSI 412 / 12 V / Ref. No. 9600000002 / UK 9600000265

MSI 424 / 24 V / Ref. No. 9600000003 / UK 9600000266

# SINE WAVE INVERTERS WITH VERY HIGH PEAK OUTPUTS

Dometic SinePower sine wave inverters provide pure 230-volt AC voltage, allowing even highly-sensitive consumer units to be operated fault-free. A unique quality feature of the latest generation of inverters is the extraordinarily high peak outputs. The devices feature a sufficient bias, allowing them to effortlessly supply the high start-up currents of most consumer units connected.

Other benefits: simple installation, ultra compact design, light weight – the inverters are easy to accommodate even in cramped conditions. The range of products spans cost-effective basic solutions with 900/1300 watts and without mains priority circuit, to two high-performance inverters with 2300/3500 watts, which feature an additional CAN bus interface. This allows, for example, up to three inverters to be connected in parallel – tripling the power.



**EXTREMELY COMPACT DESIGN,  
LIGHTWEIGHT**

**QUICK AND EASY INSTALLATION**

**MAINS PRIORITY CIRCUIT INTEGRATED  
OR AS AN OPTIONAL EXTRA**

## VERSIONS **WITHOUT** MAINS PRIORITY CIRCUIT



### DOMETIC SINEPOWER MSI 912 / MSI 924

- Continuous output: 900 watts
- Peak output: 1600 watts

MSI 912 / 12 volts /  
Ref. No. 9600000004 / UK 9600000251  
MSI 924 / 24 volts /  
Ref. No. 9600000005 / UK 9600000252



### DOMETIC SINEPOWER MSI 1312 / MSI 1324

- Continuous output: 1300 watts
- Peak output: 2400 watts

MSI 1312 / 12 volts /  
Ref. No. 9600000006 / UK 9600000253  
MSI 1324 / 24 volts /  
Ref. No. 9600000007 / UK 9600000254



### DOMETIC SINEPOWER MSI 1812 / MSI 1824

- Continuous output: 1800 watts
- Peak output: 3200 watts
- 

MSI 1812 / 12 volts /  
Ref. No. 9600000008 / UK 9600000255  
MSI 1824 / 24 volts /  
Ref. No. 9600000009 / UK 9600000256

## VERSIONS **WITH** MAINS PRIORITY CIRCUIT



### DOMETIC SINEPOWER MSI 1812T / MSI 1824T

- Continuous output: 1800 watts
- Peak output: 3200 watts

MSI 1812T / 12 volts /  
Ref. No. 9600000010 / UK 9600000257  
MSI 1824T / 24 volts /  
Ref. No. 9600000011 / UK 9600000258



### DOMETIC SINEPOWER MSI 2312T / MSI 2324T

- Continuous output: 2300 watts
- Peak output: 4000 watts

MSI 2312T / 12 volts /  
Ref. No. 9600000012 / UK 9600000259  
MSI 2324T / 24 volts /  
Ref. No. 9600000013 / UK 9600000260



### DOMETIC SINEPOWER MSI 3512T / MSI 3524T

- Continuous output: 3500 watts
- Peak output: 6000 watts

MSI 3512T / 12 volts /  
Ref. No. 9600000014 / UK 9600000261  
MSI 3524T / 24 volts /  
Ref. No. 9600000015 / UK 9600000262



### ACCESSORIES FOR MSI 912 TO MSI 3524T

MCR-7 / Convenience remote control  
Ref. No. 9600000090  
MCR-9 / Standard remote control  
Ref. No. 9600000091

### DOMETIC VS 230

Mains priority circuit for  
MSI 912 / 924 / 1312 / 1324

- For all inverters up to 1800 watts
- Designed for voltage distribution in boats with two potential sources of power

Ref. No. 9600000324

**Please note! Not suitable for use in the UK**


# MODIFIED SINE WAVE VOLTAGE! DOMETIC PERFECTPOWER INVERTERS

The economically priced inverters in the Dometic PerfectPower series offer a modified output voltage – sufficient for non-sensitive appliances like hair dryer, kettles and toaster. Both high-performance inverters (1000/2000 watts) are equipped with a mains priority circuit

and can be connected to a remote control. All PerfectPower models can be switched on/off using an external switch and have adjustable mounting feet.



**FRONT:**  
Earthed safety socket and LEDs for function check



**BACK:**  
ON/OFF switch and outlet for an external ON/OFF switch



**MOUNTING AID:**  
Individually adjustable clip-on mounts



## DOMETIC PERFECTPOWER PP 152 / PP 154

- Continuous output: 150 watts
- Peak output: 350 watts
- 12 or 24 volt cigarette lighter plug

PP152 / 12 V / Ref. No. 9600000016  
UK 9600000325  
PP154 / 24 V / Ref. No. 9600000017  
UK 9600000326



## DOMETIC PERFECTPOWER PP 402 / PP 404

- Continuous output: 350 watts
- Peak output: 700 watts

PP 402 / 12 V / Ref. No. 9600000018  
UK 9600000327  
PP 404 / 24 V / Ref. No. 9600000019  
UK 9600000328



## DOMETIC PERFECTPOWER PP 602 / PP 604

- Continuous output: 550 watts
- Peak output: 1100 watts

PP 602 / 12 V / Ref. No. 9600000020  
UK 9600000329  
PP 604 / 24 V / Ref. No. 9600000021  
UK 9600000330

# HIGH-PERFORMANCE INVERTERS

With  
mains  
priority  
circuit



## DOMETIC PERFECTPOWER PP 1002 / PP 1004

- Continuous output: 1000 watts
- Peak output: 2000 watts

PP 1002 / 12 V / Ref. No. 9600000022  
UK 9600000246  
PP 1004 / 24 V / Ref. No. 9600000023  
UK 9600000247

With  
mains  
priority  
circuit



## DOMETIC PERFECTPOWER PP 2002 / PP 2004

- Continuous output: 2000 watts
- Peak output: 4000 watts

PP 2002 / 12 V / Ref. No. 9600000024  
UK 9600000248  
PP 2004 / 24 V / Ref. No. 9600000025  
UK 9600000249



## REMOTE CONTROL MCR-9

- W x H x D: 58 x 72 x 28 mm
- Weight: 40 g
- Cable length: 7.5 m

Ref. No. 9600000091

# FOR SMALL CONSUMER UNITS

When your laptop or camera battery goes and dies when you are on the road, just recharging it! The very reasonably priced mini inverter SI 102 is suitable for 12-volt vehicle batteries, supplying small consumer units with a sine wave like AC voltage



## DOMETIC POCKETPOWER SI 102

Smart inverter

- Modified sine wave voltage
- Continuous power: 100 watts
- Peak power: 200 watts
- Mounting bracket
- Euro socket
- Weight: 282 g
- W x H x D: 67 x 43 x 125 mm

Ref. No. 9600000036  
Not suitable for the UK

**POWER & CONTROL**  
**DIESEL GENERATOR**

# **BLUTEC 40D**

## **COMPACT POWERHOUSE**

This generator has real power: with a continuous output of 3.5 kilowatts the BLUTEC 40D will easily power two self-contained air conditioners. Precision quartz technology delivers pure sine wave voltage that's ideal for even sensitive electronic devices.

An additional 12-volt output is available for charging the starter battery. The BLUTEC is one of the most compact diesel generators on the market and easily installs on board.

Super  
compact  
diesel  
generator



**HIGH CONTINUOUS OUTPUT**

**SUITABLE AS A POWER SOURCE FOR  
DOMETIC AIR CONDITIONERS**

**USER-FRIENDLY DIGITAL  
CONTROL PANEL**

# BLUTEC 40D COMPACT POWERHOUSE

The sturdy design is specially made to withstand the uncompromising hardship of the marine environment. Reduced weight and small footprint takes all the problems out of placing and installing the unit onboard your vessel. 3500 watts continuous output with perfect sine wave voltage: advanced and well proven inverter technology protects the connected appliances from voltage peaks and the generator from short circuiting.

The well insulated hood keeps noise levels down to an absolute minimum (only 54 dBA). A special installation kit with silencer, strainer, muffler and sea-cock, suitable for both above and below waterline installation, is also available.

- Suitable as a power source for two powerful air conditioners (e.g. each rated at 12,000 BTU/h)
- Low weight, small footprint
- Robust design with stainless steel housing
- Convenient digital control panel



## DOMETIC BLUTEC 40D

3.5 kW diesel generator for generating 230-volt AC, pure sine wave.


- High-quality diesel engine with built in fuel- and oil pump
- Peak output at 4 kW
- Robust chassis with heavy-duty sound insulation.
- Angled vibration dampers ensuring dampening even when boat is heeling over.
- Installation kit – both for above and below water line installations
- High starting current with perfect sinus wave thanks to inverter technology
- Intercooler system thru heat exchanger – no sea water in the engine

Ref. No. 9102900202

Essential accessory: installation kit

Ref. No. 9102900035

## 3.37 / Gas cooker/oven combinations



TECHNICAL DATA				
COOKER / OVEN COMBINATIONS	SUNLIGHT	STARLIGHT	MOONLIGHT TWO	MOONLIGHT THREE
<b>Ref. No.</b>	9103303823	9103303822	9103303824	9103303825
<b>Cooker output</b>	1 x 2.2 kW; 1 x 1.8 kW	1 x 2.2 kW; 1 x 1.8 kW	1 x 2.2 kW; 1 x 1.8 kW	1 x 2.2 kW; 1 x 1.8 kW, 1 x 1 kW
<b>Oven output</b>	1.1 kW	1.1 kW	1.2 kW	1.2 kW
<b>Grill output</b>	–	1.3 kW	1.6 kW	1.6 kW
<b>Gas consumption</b>				
Cooker	291 g/h	291 g/h	291 g/h	364 g/h
Oven	80 g/h	80 g/h	87 g/h	87 g/h
Grill	–	100 g/h	116 g/h	116 g/h
Gas supply pressure	30 mbar	30 mbar	30 mbar	30 mbar
<b>Oven capacity</b> (litres)	28	28	28	30
<b>Dimensions</b> (W x H x D, mm)	448.6 x 397.5 x 356.9 475 x 429.5 x 356.9 (incl. semi-gimbal suspension)	448.6 x 507.5 x 356.9 475 x 539.5 x 356.9 (incl. semi-gimbal suspension)	500 x 390 x 395 525 x 457 x 395 (incl. semi-gimbal suspension)	473 x 435,4 x 470 501 x 500 x 470 (incl. semi-gimbal suspension)
<b>Weight</b> (kg)	20	23	20	21
<b>/ Optional extras</b>				
Grill pan	–	9103303862	–	–

## 3.33 / Gas stoves

TECHNICAL DATA			
STOVES	PI2232M	PI8062M	PI8063M
<b>Ref. No.</b>	9102300032	9102300008	9102300009
<b>Cooker output</b>	1 x 1 kW; 1 x 1.8 kW	1 x 1 kW; 1 x 1.8 kW	1 x 1 kW; 2 x 1.8 kW
<b>Gas consumption</b>	204 g/h	204 g/h	335 g/h
<b>Gas supply pressure</b>	30 mbar	30 mbar	30 mbar
<b>Dimensions</b> (W x H x D, mm)	380 x 90 x 280 –	480 x 90.5 x 370 466 x 358 (built-in, W x D)	560 x 90.5 x 440 546 x 428 (built-in, W x D)
<b>Weight</b> (kg)	1.7	3.6	5.2
<b>/ Optional extras</b>			
Gimbal	–	–	–



TECHNICAL DATA		
OVENS	OG 2000	OG 3000
Ref. No.	9103303710	9103303709
Oven output	1.2 kW	1.2 kW
Grill output	1.6 kW	1.6 kW
Gas consumption		
Oven	87 g/h	87 g/h
Grill	116 g/h	116 g/h
Gas supply pressure	30 mbar	30 mbar
Oven capacity (litres)	20	30
Dimensions (W x H x D, mm)	530 x 310 x 410 504 x 283 x 460 (built-in)	530 x 430 x 415 500 x 410 x 460 (built-in)
Weight (kg)	13.2	19.5

	
EK 1600	EK 3200
9103300517	9103300518
1.6 kW	2 x 1.6 kW
115 g/h	230 g/h
30 mbar	30 mbar
281 x 245.7 x 262 (with gimbals) 237 x 71.1 x 262 (without gimbals)	508 x 245.7 x 262 (with gimbals) 464 x 71.1 x 262 (without gimbals)
2.9	4.2
9103303826	9103303826

TECHNICAL DATA				
ALCOHOL STOVES	ORIGO 5100	ORIGO ONE	ORIGO TWO	ORIGO 6000
<b>Ref. No.</b>	9103303920	9103303977	9103303978	9103303922
<b>Burning time</b>	approx. 5 hours	approx. 4.5 hours	approx. 4.5 hours	approx. 4.5 hours
<b>Burner capacity</b>	1500 W	2000 W	2000 W per burner	2000 W per burner
<b>Boiling time</b> (in minutes for 1 litre of water)	15	10	10	10
<b>Tank capacity</b> (litres per tank)	1.2	1.2	1.2	1.2
<b>Dimensions</b> (W x H x D) incl. gimbals Built-in dimensions (W x H x D)	285 x 150 x 285 mm – –	237 x 165 x 300 mm 273 x 228 x 300 mm –	464 x 165 x 300 mm 500 x 228 x 300 mm –	465 x 562 x 335 mm – 510 x 562 x 335 mm
<b>Weight</b> (kg)	2.5	2.9	5.8	28.8

## / Optional extras

Potholder	–	9103303828	9103303828	9103303980
Cutting board	–	9103303829	9103303829	9103303985
Glass lid	–	–	–	–
Fuel tank	9103303994	–	–	9103303993
Rubber gasket	–	–	–	–
Flame spreader	–	–	–	–
Gimbal	–	9103303827	9103303827	–

TECHNICAL DATA					
Additional shapes and sizes available on Dometic.com					
BUILT-IN HOB / SINK COMBINATIONS / SINKS	HS 2420R / HS 2420L	HS 2460R / HS 2460L	SNG 420	SNG 4237	SNG 4245
<b>Ref. No.</b>	HS 2420R 9103301742 (sink right) HS 2420L 9103301754 (sink left)	HS 2460R 9103301752 (sink right) HS 2460L 9103301747 (sink left)	9102305032	9102305034	9102305030
<b>Cooker output</b>	1 x 1 kW; 1 x 1.8 kW	1 x 1 kW; 1 x 1.8 kW	–	–	–
<b>Gas consumption</b>	204 g/h	204 g/h	–	–	–
<b>Gas supply pressure</b>	30 mbar	30 mbar	–	–	–
<b>Dimensions</b> (W x H x D, mm) Built-in dimensions (W x D, mm)	600 x 120 x 420 566 x 386	490 x 1211 x 460 456 x 426	(Ø x H): 420 x 149 (Ø): 400	420 x 145 x 370 405 x 355	420 x 145 x 440 405 x 425
<b>Weight</b> (kg)	2.5	2.5	3.5	2.9	3.35
<b>/ Optional extras</b>					
Tap AC 539 (Plastic, colour: chrome)	9102300076	9102300076	9102300076	9102300076	9102300076
Tap AC 537 (Brass, colour: chrome)	9102300077	9102300077	–	–	–

			
ORIGO 2000	ORIGO 4100	ORIGO A100	ORIGO A200
9103303884	9103303890	9103303935	9103303937
approx. 4.5 hours	approx. 4.5 hours	approx. 4.5 hours	approx. 4.5 hours
2000 W	2000 W per burner	2000 W	2000 W per burner
10	10	10	10
1.2	1.2	1.2	1.2
396 x 150 x 377 mm - 345 x 140 x 325 mm	623 x 150 x 377 mm - 575 x 140 x 325 mm	270 x 160 x 365 mm - 255 x 150 x 340 mm	500 x 160 x 365 mm - 485 x 150 x 340 mm
5.8	8	3.5	7

9103303981	9103303981	9103303982	9103303982
9103303987	9103303986	-	-
9103303990	9103303989	9103303992	9103303991
9103303993	9103303993	9103303993	9103303993
9103303995	9103303995	-	-
9103303996	9103303996	-	-
-	-	-	-







3.38 / Grill

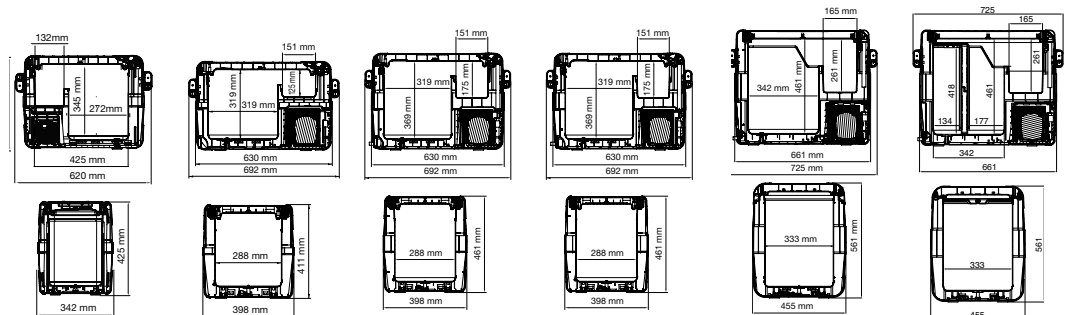
3.36 / CK 2000

3.14 / PerfectKitchen

3.13 / PerfectCoffee

TECHNICAL DATA				
GRILL / COOKER HOOD / ELECTRIC KETTLE / COFFEE MAKER	PI 7093	CK 2000	MCK 750	MC 052 / 054
Ref. No.	9102302153	9107300002	9600000342 (12 V) 9600000343 (24 V)	9600000340 (12 V) 9600000341 (24 V)
Voltage	230 V AC	12 V DC	12 or 24 V DC	12 or 24 V DC
Capacity	-	38/45 m <sup>3</sup> /h	approx. 0.75 litres	5 cups (625 ml)
Dimensions (W x H x D)	533.4 x 101.6 x 304.8 mm	400 x 56 x 280 mm	190 x 205 x 125 mm	240 x 270 x 155 mm
Built-in dimensions (W x D)	501.7 x 295.3 mm	-	(incl. fixing kit)	(incl. fixing kit)
Scope of delivery	-	-	Fixing kit for wall or desk mounting	Glass pot, fixing kit for wall or desk mounting
/ Optional extras				
Active carbon filter (2-pack)	-	9107300007	-	-

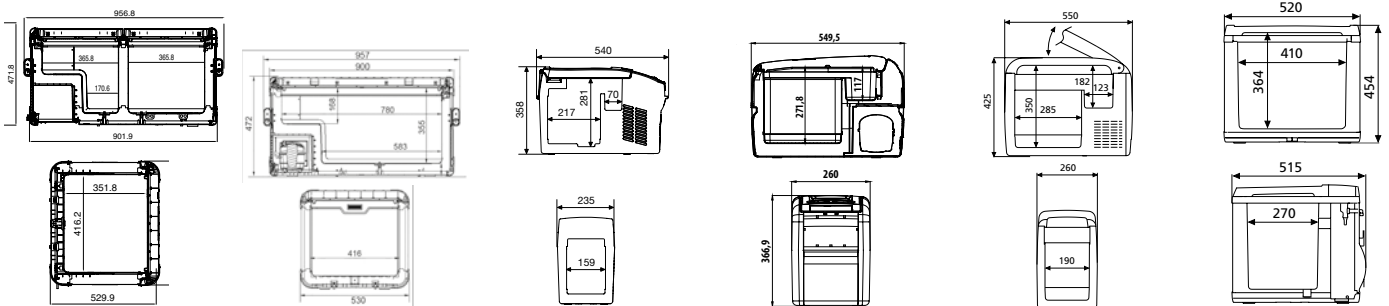
TECHNICAL DATA						
COMPRESSOR COOLERS	CFX 28	CFX 35W	CFX 40W	CFX 50W	CFX 65W	CFX 65DZ
Ref. No.	9600000468	9600000470	9600000472	9600000474	9600000476	9600000478
Ref. No. UK	9600000469	9600000471	9600000473	9600000475	9600000477	9600000479
Storage volume (l, approx.) incl. for fresh food (l)	26 3,5	32 4,5	38 7	46 8,5	60 13	53 13 + 17 freezer
Connections	12 / 24 V DC 100 – 240 V AC					
Temperature range (°C)	+10 to -22					
Power input (watts, approx.)	40	43	48	52	58	50
Current consumption (Ah/h) at 12 V at +20 °C at +32 °C ambient temperature, both at +5 °C interior temperature	0.30 0.58	0.32 0.60	0.36 0.64	0.38 0.68	0.42 0.76	0.42 0.76
Energy class	A++	A++	A++	A++	A++	A+
Insulation PU foam all around	•	•	•	•	•	•
System	Fully hermetic compressor with integrated control electronics, low-voltage protection / electronic fuse, automatic reverse pole protection, electronic thermostat					
Material	Cabinet: PP + ABS Lid: PE					
Colour	Pale grey / dark grey					
Weight (kg, approx.)	13.1	17.5	18.5	20.4	22.3	23.2
Test marks	TÜV/GS, e-certified (Automotive EMC Directive)					
Scope of delivery	•	•	•	•	•	•
Removable wire basket	•	•	•	•	•	•
Detachable carrying handles	•	•	•	•	•	•
/ Optional extras						
Fixing kit	9600000166	-	-	-	-	-
Wireless display	9600000164	-	-	-	-	9600000164









CFX 95DZW		CFX 100W		CF 11	CF 16	CF 26	CK 40D HYBRID	
9600000480		9600000536		9600000464	9600000465	9600000466	9600000482	
9600000163		9600000650		9600000661	9600000662	9600000663	9600000572	
85 50,5 + 34,5*		88		10,5 -	15 -	21.5 4	38 -	
12 / 24 V DC 100 – 240 V AC		12 / 24 V DC 100 – 240 V AC		12 / 24 V DC 100 – 240 V AC	12 / 24 V DC 100 – 240 V AC	12 / 24 V DC 100 – 240 V AC	12 V DC (thermoelectrics) 230 V AC (compressor)	
+10 to -22		+10 to -18		+10 to -18	+10 to -18	+10 to -18	DC: to 20* AC: +10 to -15	
65		65		35	35	35	DC: 47 / AC: 75	
0.75 1.25		0.75 1.25		0.29 0.61	0.21 0.44	0.44 0.67	3.9 -	
A+		A+		A++	A++	A++	A+	
●		●		●	●	●	PU-foam	
Fully hermetic compressor with integrated control electronics, low-voltage protection / electronic fuse, automatic reverse pole protection, electronic thermostat							Thermoelectrics + 230-V compressor, electronic thermostat in compressor mode	
Cabinet: PP + ABS Lid: PE				Cabinet: PP Lid: PE				Cabinet: coated sheet steel, Top and base: plastic
Pale grey / dark grey				Pale grey / dark grey				Black
32		32		8.5	9.5	10.5	22	
TÜV/GS, e-certified (Automotive EMC Directive)				e-certified (Automotive EMC Directive)	TÜV/GS, e-certified (Automotive EMC Directive)			
●		●		-	-	-	-	
●		●		-	-	-	-	
-		-		-	9105303708	9105303708	-	
-		-		-	-	-	-	

\*2 compartments for cooling and freezing with separate controls

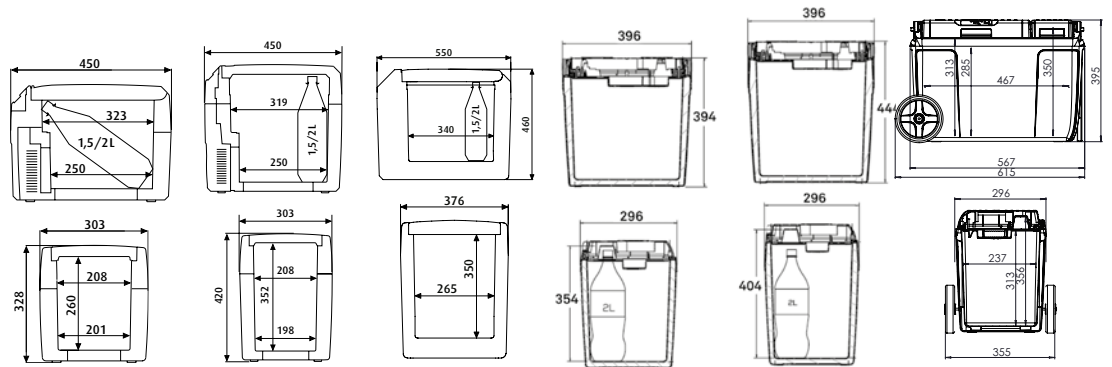
\* below ambient temperature









TECHNICAL DATA						
THERMOELECTRIC COOLERS	TCX 14	TCX 21	TCX 35	SC 26	SC 30	SC 38
<b>Ref. No.</b>	9600000493	9600000495	9600000497	9600000484	9600000486	9600000487
<b>Ref. No. UK</b>	9600000494	9600000496	9600000498			
<b>Storage volume (l, approx.)</b>	14	20	33	25	29	37
<b>Connections</b>	12/24 V DC / 230 V AC	12/24 V DC / 230 V AC	12/24 V DC / 230 V AC	12 V DC	12 V DC / 230 V AC	12 V DC / 230 V AC
<b>Consumption</b> at 12 volts DC (watts)	46	46	46	47	47	47
at 24 volts DC (watts)	50	50	50	–	–	–
at 230 volts AC (watts)	64	64	64	–	55	55
<b>Energy class</b>	A++	A++	A++	–	A+++	A++
<b>Temperature range</b> Cooling below ambient temperature (°C, approx.)	max. 30	max. 30	max. 30	max. 18	max. 18	max. 18
Heating (°C, approx.)	+50 to +65	+50 to +65	+50 to +65	–	+65	+65
<b>Insulation</b> PU foam all around	●	●	●	Neopor	Neopor	PU
<b>System</b> Thermoelectric (Peltier system)	●	●	●	●	●	●
<b>Material</b>	Injection moulded parts			PP	PP	PP
<b>Colour</b>	Dark grey / pale grey					
<b>Weight (kg, approx.)</b>	5.0	6.0	10.0	3.7	4.0	5.3
<b>Test marks</b>	TÜV/GS, E-certified (Automotive EMC Directive)					

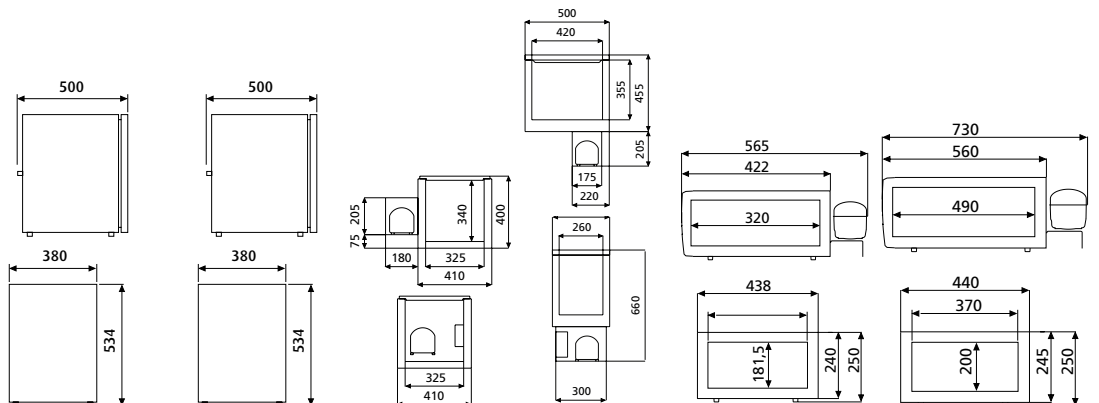
## / Optional extras







Universal fixing kit	9105303709	9105303709	9105303709	–	–	–
Mains adapter EPS 817, 230 V AC > 12 V DC	–	–	–	9600000439	–	–



V

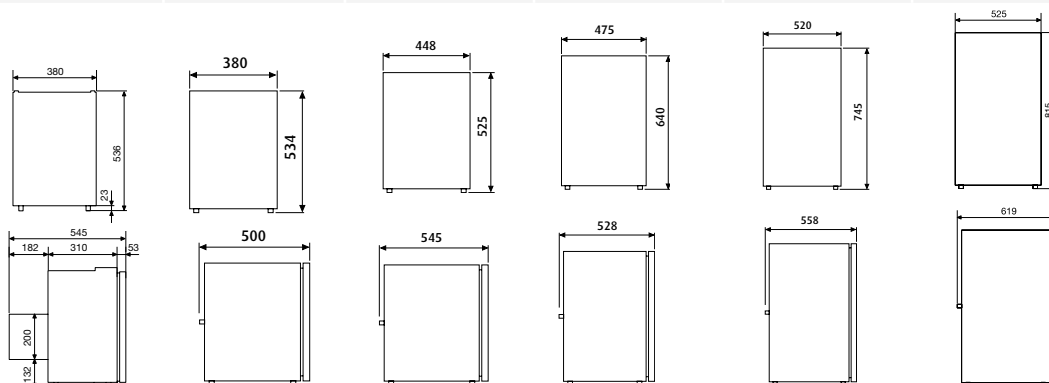
TECHNICAL DATA						
COMPRESSOR REFRIGERATORS	CRD 50	CRD 50S	CB 36	CB 40	CD 20 / CD 20W / CD 20S	CD 30 / CD 30W / CD 30S
<b>Ref. No.</b>	9105306581	9105306582	9105204434	9105204435	9105330623 (black) 9105330625 (white) 9105330624 (stainless steel)	9105330621 (black) 9105330622 (white) 9105330620 (stainless steel)
<b>Storage volume</b> (approx. l) freezer compartment	38.5 6	38.5 6	36 -	40 -	20 -	30 -
<b>Connections</b>	12 / 24 V DC	12 / 24 V DC	12 / 24 V DC	12 / 24 V DC	12 / 24 V DC	12 / 24 V DC
<b>Temperature range</b> (°C)	+12 to -15	+12 to -15	+10 to -12	+10 to -12	+15 to 0	+12 to -2
<b>Average power consumption</b> (watts, approx.)	40	40	45	45	40	40
<b>Current consumption</b> (Ah/h) at 12 V at +25 °C at +32 °C ambient temperature, both at +5 °C interior temperature	1.5 1.8	1.5 1.8	0.56 0.94	0.64 1.01	0.67 (at 20 °C) 1.33	0.67 (at 20 °C) 1.33
<b>Insulation</b> PU foam all around	●	●	●	●	●	●
<b>System</b>	Fully hermetic compressor with integrated control electronics, low-voltage protection /electronic fuse, automatic reverse pole protection, mechanical, continuously variable thermostat			Fully hermetic compressor with integrated control electronics, electronic thermostat, low voltage protection / electronic fuse, automatic reverse pole protection		
<b>Material</b> Body Interior Door frame Door	with coated metal frame Plastic Plastic Stainless steel -	with coated metal frame Plastic - Stainless steel Stainless steel (AISI316)	Outside: zinc coated sheet steel, inside: stainless steel, base: shock-resistant plastic	Sturdy metal housing, drawer of injection-moulded parts		
<b>Colour</b> Cabinet Door frame Door panel	Black Silver Matt-silver (brushed stainless steel appearance)	Black Silver Stainless steel (AISI316)	Body: grey, decor panel: pale grey	CD 20: black CD 20W: black, front white CD 20S: black, front stainless steel	CD 30: black CD 30W: black, front white CD 30S: black, front stainless steel	
<b>Weight</b> (kg)	20.5	20.5	17	19	16,1	18
<b>Test marks</b>	TÜV/GS, e-certified (Automotive EMC Directive)				e-certified (Automotive EMC Directive)	
<b>/ Optional extras</b>						
Mains adapter EPS 100 230 V > 24 V	-	-	-	-	9600000440	9600000440
Mains adapter MPS 35 110-240 V > 24 V	9600000445	9600000445	9600000445	9600000445	9600000445	9600000445
Stainless steel installation frame	-	-	-	-	9105303901	9105303901
Standard installation frame	9105306405	9105305676	-	-	-	-
Flush-mount installation frame	9105306410	9105305671	-	-	-	-







TECHNICAL DATA												
	COMPRESSOR REFRIGERATORS		CRP 40 / 40S	CRX 50 / 50S	CRX 65 / 65S	CRX 80 / 80S	CRX 110 / 110S	CRX 140 / 140S				
<b>Ref. No.</b>	9105204440 9105204441	9105306565 9105306566	9105306568 9105306569	9105306570 9105306571	9105306572 9105306573	9105306578 9105306580						
<b>Storage volume</b> (approx. l) freezer compartment	39 5.3	45 4.4	57 7	78 7.5	104 9	130 11						
<b>Connections</b>	12 / 24 V DC	12 / 24 V DC	12 / 24 V DC	12 / 24 V DC	12 / 24 V DC	12 / 24 V DC / 100–240 V AC						
<b>Average power consumption</b> (watts, approx.)	45	40	45	48	50	65						
<b>Current consumption</b> (Ah/h) at 12 V at +25 °C at +32 °C ambient temperature, both at +5 °C interior temperature	1.5 1.8	1.1 1.7	1.14 1.8	1.19 2.0	1.8 2.4	1.9 2.5						
<b>Insulation</b> PU foam all around	●	●	●	●	●	●						
<b>System</b>	Fully hermetic compressor with integrated control electronics, low-voltage protection /electronic fuse, automatic reverse pole protection											
<b>Material</b> Body Interior Door frame Fittings Door	For CRX / CRP 40: with coated metal frame Plastic Plastic Stainless steel –			For CRX S / CRP 40S: with coated metal frame Plastic – Stainless steel Stainless steel (AISI316)								
<b>Colour</b> Cabinet Door frame Door panel	For CRX / CRP 40: Black Silver Matt-silver (brushed stainless steel appearance)			For CRX S / CRP 40S: Black Silver Stainless steel (AISI316)								
<b>Weight</b> (kg)	19	17	19	21	26	27.5						
<b>Scope of delivery</b>	–	–	–	–	–	–						
<b>Test marks</b>	TÜV/GS, e-certified (Automotive EMC Directive)											

## / Optional extras

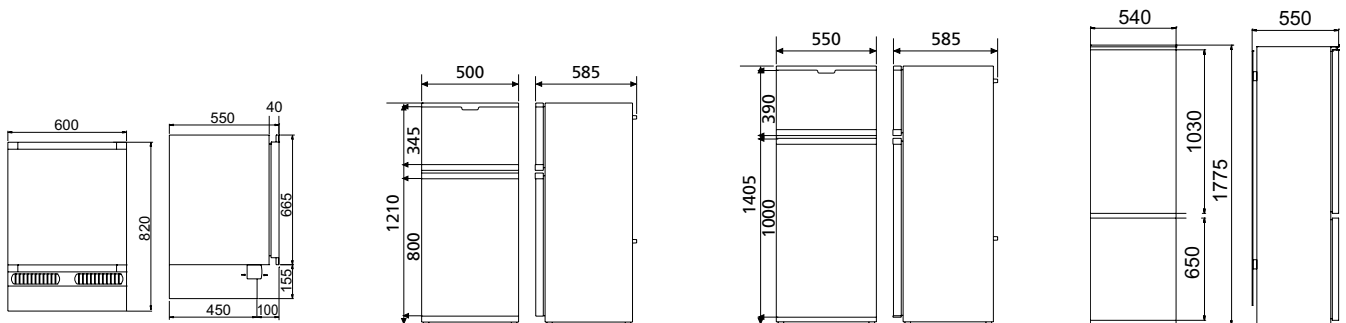
Mains adapter 110–240 V > 24 V	MPS 35 9600000445	MPS 35 9600000445	MPS 35 9600000445	MPS 35 9600000445	MPS 35 9600000445	–
Standard installation frame CRX / CRP CRX S / CRP 40S	9105306405 9105305676	9105306405 9105305676	9105306406 9105305677	9105306407 9105305678	9105306408 9105305679	9105306409 9105305680
Flush-mount installation frame CRX / CRP CRX S / CRP 40S	9105306410 9105305671	9105306410 9105305671	9105306411 9105305672	9105306412 9105305673	9105306413 9105305674	9105306414 9105305675




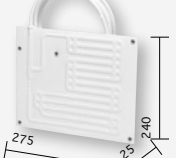



 <b>HDC 155FF</b>	 <b>HDC 195</b>	 <b>HDC 225</b>	 <b>HDC 275</b>
9105204436	9105204437	9105204438	9105204439
117 17	173 41	228 44	277 75
12/24 V DC	12/24 V DC	12/24 V DC	12/24 V DC
36	40	41	61
2.1 3.0	2.2 3.4	2.4 3.3	3.3 5.1
●	●	●	●
Fully hermetic compressor with integrated control electronics, low-voltage protection /electronic fuse, automatic reverse pole protection, mechanical, continuously variable thermostat			
Sheet steel Polystyrene - - Sheet steel			
White White - -			
32	33	42	52
2 safety glass shelves, a transparent crisper, door trays	3 safety glass shelves, 2 adjustable in height, a transparent crisper, door trays, shelf rack in froster compartment	4 safety glass shelves, 3 adjustable in height, a transparent crisper, door trays, shelf rack in froster compartment	5 safety glass shelves, 4 adjustable in height, 2 transparent crispers, door trays, 3 drawers for frozen food
e-certified (Automotive EMC Directive)			


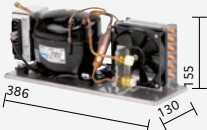

MPS 50 9600000441	MPS 50 9600000441	MPS 50 9600000441	MPS 80 9600000442
-	-	-	-
-	-	-	-




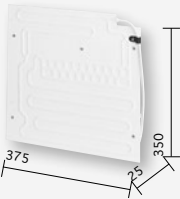

TECHNICAL DATA				
COOLING UNITS	<b>COLDMACHINE 54</b>	<b>COLDMACHINE 55</b>	<b>COLDMACHINE 84</b>	<b>COLDMACHINE 85</b>
<b>Ref. No.</b>	9105306623	9105306624	9105306597	9105306598
		Included in Package 1 and 2		
<b>Voltage</b>	12 / 24 V DC	12 / 24 V DC	12 / 24 V DC	12 / 24 V DC
<b>Dimensions (W x H x D)</b>	386 x 165 x 130 mm	220 x 160 x 220 mm	386 x 160 x 130 mm	220 x 160 x 220 mm
<b>Weight (kg)</b>	6	6.5	6	6
<b>Quality features</b>	Suitable for floor mounting, corrosion-resistant stainless steel mounting plate		Suitable for floor mounting, corrosion-resistant stainless steel mounting plate	
<b>/ Accessory</b>				
Air exhaust hood with counterpart and 2 m hose, for providing air circulation	–	–	9103540107	9103540107
Mains adapter, 110 – 240 V > 24 V	MPS 35 / 9600000445	MPS 35 / 9600000445	MPS 35 / 9600000445	MPS 35 / 9600000445
Mains adapter EPS 100, 230 V > 24 V	9600000440	9600000440	9600000440	9600000440


TECHNICAL DATA			
EVAPORATORS	<b>L-EVAPORATOR VD-01 FOR SERIES 50</b>	<b>PLATE EVAPORATOR VD-02 FOR SERIES 50</b>	<b>O-EVAPORATOR VD-07 FOR SERIES 50</b>
<b>Ref. No.</b>	9105306625	9105306627	9105306628
	Included in Package 1		Included in Package 2
<b>Cooling capacities (l)</b> with 35 mm PU insulation with 50 mm PU insulation	max. 80 max. 100	max. 30 max. 50	max. 100 max. 130
<b>Power input</b> (approx. watts)	35	35	35
<b>Current consumption</b> (Ah/h) with 35 mm PU insulation with 50 mm PU insulation	1.46 1.17	1.31 1.02	1.46 1.17
<b>System</b>	Standard, L-shape evaporator for horizontal and vertical installation, self-sealing valve couplings, flexible connection pipe approx. 2 m, continuously variable thermostat (for external installation, with blue turning dial and LED indicator, white plastic housing), electric supply cord approx. 3 m	Standard, plate evaporator for horizontal and vertical installation, self-sealing valve couplings, flexible connection pipe approx. 2 m, continuously variable thermostat (for external installation, with blue turning dial and LED indicator, white plastic housing), electric supply cord approx. 3 m	Standard O-evaporator for horizontal or vertical installation, self-sealing valve couplings, flexible connection pipe approx. 2 m, continuously variable thermostat (for external installation, with blue turning dial and LED indicator, white plastic housing), electric supply cord approx. 3 m
<b>Dimensions (W x H x D)</b>	300 x 270 x 110 mm	275 x 240 x 25 mm	255 x 210 x 90 mm
<b>Weight (kg)</b>	1.5	1	1.5

4.07 / Dometic ColdMachine Series 90



			
<b>COLDMACHINE 86</b>	<b>COLDMACHINE 94</b>	<b>COLDMACHINE 95</b>	<b>COLDMACHINE 96</b>
9105306599	9105306600	9105306601	9105306602
12 / 24 V DC	12 / 24 V DC	12 / 24 V DC	12 / 24 V DC
220 x 230 x 177 mm	386 x 155 x 130 mm	220 x 155 x 220 mm	220 x 230 x 177 mm
6.5	6	6	6.5
Suitable for floor mounting, corrosion-resistant stainless steel mounting plate	Suitable for floor mounting, corrosion-resistant stainless steel mounting plate, AEO electronics		
9103540107	9103540107	9103540107	9103540107
MPS 35 / 9600000445	MPS 50 / 9600000441	MPS 50 / 9600000441	MPS 50 / 9600000441
9600000440	-	-	-

4.07 / Dometic ColdMachine Series 80







			
<b>FIN EVAPORATOR VD-03 FOR SERIES 80</b>	<b>L-EVAPORATOR VD-04 FOR SERIES 80</b>	<b>PLATE EVAPORATOR VD-05 FOR SERIES 80</b>	<b>PLATE EVAPORATOR VD-18 FOR SERIES 80</b>
9105306603	9105306604	9105306605	9105306614
max. 170 max. 200	max. 130 max. 170	max. 130 max. 170	max. 100 max. 150
50	45	45	45
1.88 1.46	1.88 1.50	1.88 1.50	1.88 1.50
Copper-aluminium fin evaporator with large surface due to the cooling fins, for vertical and horizontal installation, self-sealing valve couplings, flexible connection pipe approx. 2.5 m, continuously variable thermostat (for external installation, with blue turning dial and LED indicator, white plastic housing), electric supply cord approx. 3 m	Standard, L-shape evaporator, self-sealing valve couplings, flexible connection pipe approx. 2 m, continuously variable thermostat (for external installation, with blue turning dial and LED indicator, white plastic housing), electric supply cord approx. 3 m	Standard plate evaporator, self-sealing valve couplings, flexible connection pipe approx. 2 m, continuously variable thermostat (for external installation, with blue turning dial and LED indicator, white plastic housing), electric supply cord approx. 3 m	Standard plate evaporator, self-sealing valve couplings, flexible connection pipe approx. 2 m, continuously variable thermostat (for external installation, with blue turning dial and LED indicator, white plastic housing), electric supply cord approx. 3 m
380 x 230 x 82 mm	375 x 285 x 120 mm	375 x 350 x 25 mm	375 x 250 x 25 mm
2	1.5	1.5	1.5

TECHNICAL DATA				
EVAPORATORS	<b>ANGLE EVAPORATOR VD-08 FOR SERIES 80</b>	<b>O-EVAPORATOR VD-09 FOR SERIES 80</b>	<b>CIRCULATING AIR EVAPORATOR VD-15 FOR SERIES 80</b>	<b>CIRCULATING AIR EVAPORATOR VD-14N FOR SERIES 90</b>
<b>Ref. No.</b>	9105306607	9105306608	9105306612	9105306609
<b>Cooling capacities (l)</b> with 35 mm PU insulation with 50 mm PU insulation	max. 160 max. 180	max. 160 max. 180	max. 200 max. 250	max. 300 max. 400
<b>Power input</b> (approx. watts)	60	60	60	80
<b>Current consumption</b> (Ah/h) with 35 mm PU insulation with 50 mm PU insulation	2.50 2.00	2.25 1.75	2.00 1.50	3.33 2.33
<b>System</b>	Standard angle evaporator, self-sealing valve couplings, flexible connection pipe approx. 2 m, continuously variable thermostat (for external installation, with blue turning dial and LED indicator, white plastic housing), electric supply cord approx. 3 m	O-evaporator for vertical and horizontal installation, self-sealing valve couplings, flexible connection pipe approx. 2 m, continuously variable thermostat (for external installation, with blue turning dial and LED indicator, white plastic housing), electric supply cord approx. 3 m	High-performance circulating air evaporator in a white plastic housing, with brushless fan, fast cooling through circulating air operation, self-sealing valve couplings, flexible connection pipe approx. 2.5 m, continuously variable thermostat integrated in the evaporator housing	High-performance circulating air evaporator, especially effective due to enlarged surface area. Radial fan with enhanced ventilation capacity, continuously variable room thermostat for optimal temperature distribution in the refrigeration compartment. Ease of installation with self-sealing valve couplings and flexible connection pipe (approx. 2.5 m). Sturdy, white plastic housing.
<b>Dimensions</b> (W x H x D)	465 x 270 x 360 mm	365 x 141 x 270 mm	220 x 275 x 80 mm	250 x 310 x 90 mm
<b>Weight</b> (kg)	2.0	2.0	2.0	2.0

	
COMPACT COOLING UNIT	<b>CS-NC15</b>
<b>Ref. No.</b>	9105306593
<b>Cooling capacities (l)</b> with 35 mm PU insulation with 50 mm PU insulation	max. 200 max. 250
<b>Voltage</b>	12 / 24 V DC
<b>Power input</b> (approx. watts)	60
<b>Current consumption</b> (Ah/h) with 35 mm PU insulation with 50 mm PU insulation	2.00 1.50
<b>System</b>	Fully hermetic compressor with control electronics and integrated low-voltage protection, low-voltage cut-off, electronic reverse pole protection, brushless DC fan, fin condenser, high-performance air circulating fin evaporator in white plastic housing with brushless fan, rapid chill capability with circulating air operation
<b>Weight</b> (kg)	8.5

TECHNICAL DATA		
EVAPORATORS	<b>AIR CIRCULATING DEEP-FREEZE EVAPORATOR VD-16 FOR SERIES 90</b>	<b>PLATE EVAPORATOR VD-21 FOR SERIES 90</b>
<b>Ref. No.</b>	9105306613	9105306615
<b>Cooling capacities (l)</b> with 50 mm PU insulation with 100 mm PU insulation	max. 130 max. 200	max. 250 (normal refrigeration) / 100 (deep-freezing) max. 300 (normal refrigeration) / 150 (deep-freezing)
<b>Power input</b> (approx. watts)	60	60
<b>Current consumption</b> (Ah/h) with 50 mm PU insulation with 100 mm PU insulation	2.75 2.00	2.50 normal (refrigeration) / 3.00 (deep-freezing) 2.00 normal (refrigeration) / 2.00 (deep-freezing)
<b>System</b>	High-performance air circulating fin evaporator in a transparent plastic housing, self-sealing valve couplings, flexible connection pipe approx. 2.5 m, continuously variable deep-freeze thermostat integrated in the evaporator housing	Standard plate evaporator with large surface, self-sealing valve couplings, flexible connection pipe approx. 2 m, continuously variable thermostat (for external installation, with blue turning knob and LED indicator, white plastic housing), for refrigeration and deep-freezing
<b>Dimensions</b> (W x H x D)	330 x 280 x 145 mm	1373 x 305 x 10 mm
<b>Weight</b> (kg)	2.5	4.0





## 3.17 / Dometic CoolPower

TECHNICAL DATA							
ELECTRONIC ACCESSORIES FOR COOLERS AND REFRIGERATORS	<b>M50U</b>	<b>804K</b>	<b>EPS817</b>	<b>EPS100</b>	<b>MPS35</b>	<b>MPS50</b>	<b>MPS80</b>
	Voltage monitor for 12-volt applications	Voltage converter 24 volts > 12 volts	Mains adapter for connecting thermoelectric 12-volt cooling appliances	Mains adapter for connection of 12-/24-volt compressor cooling appliances to the 230-volt mains systems	Mains adapter for connection of 12-/24-volt compressor cooling appliances to 110 – 240-volt mains systems	Mains adapter for connection of 12-/24-volt compressor cooling appliances to 110 – 240-volt mains systems	Mains adapter for connection of 12-/24-volt compressor cooling appliances to 110 – 240-volt mains systems
<b>Ref. No.</b>	9600000446	9600000444	9600000439	9600000440	9600000445	9600000441	9600000442
<b>Input voltage</b>	–	20 – 30 V DC	230 V AC / 50 Hz	230 V AC	110 – 240 V AC	110 – 240 V AC	110 – 240 V AC
<b>Output voltage</b>	–	12.5 V DC ±10%	13 V DC	25 V DC	25 V DC	27 V DC	27 V DC
<b>Continuous load</b>	–	4 A / 48 watts	6 A	–	–	–	–
<b>Battery voltage</b>	–	60 mA	60 mA	12 / 24 V DC	12 / 24 V DC	12 / 24 V DC	12 / 24 V DC




## 7.04 / MasterFlush 7000 series

TECHNICAL DATA				
MACERATOR TOILETS	MF 7160	MF 7120	MF 7165	MF 7260 / MF 7220
Ref. No.	9108833973 (12 V DC) 9108833974 (24 V DC)	9108833970 (12 V DC) 9108833972 (24 V DC)	9108887101 (12 V DC)	9108834285 (Sea water) 9108834283 (Fresh water)
Water supply	Sea water	Fresh water	Sea water	Sea water or Fresh water
Voltage	12 V DC or 24 V DC	12 V DC or 24 V DC	12 V DC	12 V DC
Current consumption	20 A / 12 V DC; 10 A / 24 V DC	20 A / 12 V DC; 10 A / 24 V DC	20 A	20 A
Dimensions (W x H x D, mm)	381 x 375 x 483	381 x 375 x 483	381 x 375 x 483	368 x 337 x 476
Weight (kg)	15.9	15.9	15.9	15.9
Quality features	360° omnidirectional rotating base, efficient stainless steel macerator, integrated electric water valve, external pump (MF 7165)			
/ Accessories				
Triple switch, DFST for all freshwater models	-	9108559126	-	9108559126






## 7.04 / MasterFlush MF 8900 series

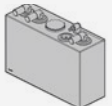
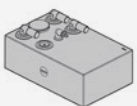
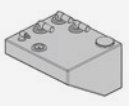
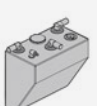
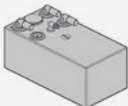
TECHNICAL DATA				
MACERATOR TOILETS	8979	8989	8939	8949
Ref. No.	9108553155*	9108684198*	9108553050*	9108684175*
Voltage	12 V DC	12 V DC	12 V DC	12 V DC
Current consumption	20 A	20 A	20 A	20 A
Material	Vitreous ceramic			
Dimensions (W x H x D, mm)	375 x 460 x 473	375 x 460 x 473	375 x 375 x 464	375 x 375 x 464
Weight (kg)	25.4	25.4	22.2	22.2
Quality features	Soft-close seat	With integrated bidet function, soft-close seat	Soft-close seat	With integrated bidet function, soft-close seat
/ Accessories				
Dometric Flush Switch Panel	9108782202	9108782202	9108782202	9108782202

\*delivery time 6 weeks


 <p><b>MF 8112 / MF 8116</b></p>	 <p><b>MF 8152 / MF 8156</b></p>	 <p><b>MF 8165</b></p>
<p>9108553021 (12 V DC) 9108553022 (24 V DC)</p>	<p>9108553023 (12 V DC) 9108553024 (24 V DC)</p>	<p>9108887102 (12 V DC)</p>
<p>Fresh water</p>	<p>Fresh water</p>	<p>Sea water</p>
<p>12 V DC or 24 V DC</p>	<p>12 V DC or 24 V DC</p>	<p>12 V DC</p>
<p>20 A / 12 V DC; 15 A / 24 V DC</p>	<p>20 A / 12 V DC; 15 A / 24 V DC</p>	<p>20 A</p>
<p>375 x 381 x 467</p>	<p>375 x 467 x 467</p>	<p>375 x 381 x 467</p>
<p>20.5</p>	<p>26.5</p>	<p>20.5</p>
<p>High-quality ceramic bowl, efficient stainless steel macerator, quiet operation, low energy consumption, easy installation, external pump (MF 8165)</p>		
<p>-</p>	<p>-</p>	<p>-</p>

## 7.04 / Holding tanks

<b>Additional shapes and sizes available on <a href="https://www.dometic.com">dometic.com</a></b>					
<b>TECHNICAL DATA</b>	<b>DHT42L</b>	<b>DHT61L</b>	<b>DHT88L</b>	<b>DHT110L</b>	<b>DHT137L</b>
<b>HOLDING TANKS</b>					
<b>Ref. No.</b>	9107100001	9107100002	9107100003	9107100004	9107100005
<b>Gross capacity (l)</b>	42	61	88	110	137
<b>Dimensions (W x H x D, mm)</b>	460 x 347 x 350	660 x 348 x 350	800 x 388 x 400	1200 x 348 x 350	1200 x 388 x 400
<b>Quality features</b>	Leak-proof, odour-free design in highly durable polyethylene (6.3 mm wall thickness), pre-cut holes, pre-installed and tested fittings that can rotate, two separate outlets for dockside and overboard discharge, vacuum relief valve prevents damage from high-capacity dockside vacuum pumps				

<b>TECHNICAL DATA</b>					
	<b>12 HTS-VRT</b>	<b>12 HTS-HRZ</b>	<b>15 HTS-HRZ</b>	<b>15 HTS-VRT</b>	<b>20 HTS-HRZ</b>
<b>Ref. No.</b>	9108555499	9108555498	9108555500	9108555501	9108555502
<b>Gross capacity (l)</b>	42	45	57	57	68
<b>Dimensions (W x H x D, mm)</b>	210 x 451 x 622	387 x 273 x 622	483 x 381 x 559	318 x 546 x 559	362 x 356 x 718
<b>Quality features</b>	Leak-proof, odour-free design in highly durable polyethylene (6.3 mm wall thickness), pre-cut holes, pre-installed and tested fittings that can rotate, two separate outlets for dockside and overboard discharge, vacuum relief valve prevents damage from high-capacity dockside vacuum pumps				






## 7.04 / Vent Filter

<b>TECHNICAL DATA</b>		
<b>VENT FILTER</b>	<b>DOMETIC DVF</b>	<b>DOMETIC DVF REPLACEMENT CARTRIDGE</b>
<b>Ref. No.</b>	9108849515	9108849876
<b>Quality features</b>	Absorbs holding tank vent odours. Keeps air clean and pleasant Most effective odour control – absorbs tank odours for an entire boating season, installs easily between holding tank and through-hull vent, easily replaceable every season	

## 7.04 / Accessories

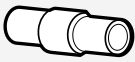

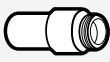
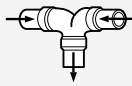







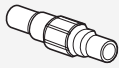
<b>TECHNICAL DATA</b>			
	<b>TANKSAVER®</b>	<b>90° SWIVEL KIT</b>	<b>DTK DIPTUBE KIT</b>
<b>Ref. No.</b>	9108554455	9108836232	9108558205
<b>Quality features</b>	Holding tank safety valve Material: Rubber, PE, dimensions: Ø 76 mm, 1½" vent	90° Swivel Kit, 25 or 38 mm connection Useful if you have to turn the waste outlet by 90°	Removes waste through top of tank Prevents clogging; reduces tank effluent, fits tanks up to 762 mm in height, easy to install
<b>/ Accessories</b>			
90° elbow	–	–	9108558704





TECHNICAL DATA					
SANITATION HOSES	MAXFLEX 38	MAXFLEX 25	MAXFLEX 19	MAXFLEX 16	ODORSAFE PLUS 38
Ref. No.	9107100016 (15 m) 9107100033 (50 m)	9107100017 (15 m) 9107100034 (50 m)	9107100018 (15 m) 9107100035 (50 m)	9107100019 (15 m) 9107100036 (50 m)	9107100015
Material	Flexible polyvinyl chloride				
Colour	White				
Operating pressure (bar)	4	6	8	8	6
Diameter (Ø, mm) inner / outer	39 / 47	26 / 32	20 / 24	17 / 22	38 / 47
Wall thickness (mm)	4.1	2.9	2.3	2.6	4.1
Inside bend radius (mm)	152	102	78	65	190.5
Hose length (m)	15 or 50				15
Weight (g/m)	700	340	200	190	710
Working temperature (°C)	-17 to +65				
Quality features	Very flexible hose, easy installation, suitable for multiple sanitation uses (38 mm best for toilet, pump and tank connections; 25 mm commonly used on some electric marine toilets; 19 mm and 16 mm commonly used on vent systems). Not suitable for drinking water.				Excellent odour barrier, up to 500% more effective than other sanitation hoses, available in Ø 38 mm for sewage systems, PVC anti-crash spiral, no friction and no risk of clogging thanks to smooth inside surface

## 7.04 / Hose Fittings and Check Valve

For use with OdorSafe® Plus (38 mm) ID hose. Kits include Custom Hose Adapters.






					
HOSE MENDER KIT	90° BEND KIT	HOSE ADAPTER KIT	DOUBLE BEND KIT	WYE KIT	TEE KIT
9107100020	9107100021	9108553352	9107100023	9107100024	9107100025
Connects 38 mm hose ends together, includes two adapters	Provides smooth sweep corner to eliminate kink, includes two adapters	Connects 38 mm hose to 38 mm FPT fitting, includes one adapter	Connects intersecting hose ends together per indicated flow, includes three adapters	Connects intersecting hose ends together per indicated flow, includes three adapters	Connects intersecting hose ends together per indicated flow, includes three adapters
					
PVC 45° STREET ELL	REDUCING ADAPTER	PVC 90° STREET ELL	PVC ADAPTER	CUSTOM HOSE ADAPTER	CHECK VALVE
9108731117	9108731118	9108731123	9108731124	9108559169	9108709375
Adapts to all (38 mm) fittings shown here	Connects 38 mm hose to 25 mm hose, includes one adapter	For tight corners, can be used with other PVC fittings shown here	Connects 38 mm hose with Custom Hose Adapter or rigid PVC pipe to 38 mm fitting	Can be used with all 38 mm PVC fittings with socket connection, lubricated hose or cuff slides on easily	For light-duty applications



<b>TECHNICAL DATA</b>		
<b>ACCESSORIES FOR HOLDING TANKS</b>	<b>DOMETIC DTM01P</b>	<b>DOMETIC DTM01C</b>
<b>Ref. No.</b>	9108688891	9107100009
	Tank monitor Single-level unit with one float switch and red warning light	Tank monitor Single-level unit with one float switch and red warning light
<b>Consumption</b>	16 mA	16 mA
<b>Quality features</b>	Easy installation on Dometic holding tanks, activates red warning light when holding tank is approx. ¾ full	Simple and cost-effective solution, activates red warning light when holding tank is about ¾ full, easy installation; probe cap installs in Dometic tank inspection port





<b>TECHNICAL DATA</b>		
	<b>DOMETIC DTM04</b>	<b>DOMETIC DTD01-12 / DTD01-24</b>
<b>Ref. No.</b>	9108554495 (with ventilation) 9108554496 (without ventilation)	9107100011 (12 V DC) 9107100012 (24 V DC)
	Tank monitor Four-level unit with three float switches and four-colour LED indicator	Tank discharge management For use in combination with DTM04 tank monitor
<b>Consumption</b>	12 volts DC: 8 mA / 24 volts DC: 4 mA	16 mA
<b>Quality features</b>	Continuous tank monitoring with four-level indication, easy installation; probe cap installs in Dometic tank inspection port, adjustment of float switch to required length possible	Easy and safe holding tank discharge, manual discharge in unrestricted waters, no accidental discharge in restricted waters, simplifies plumbing by eliminating Y-valves

TECHNICAL DATA				
DISCHARGE PUMP / PRESSURISED WATER PUMPS	DTW12 / DTW24	PP 127	PP 1210	PP 1217
Ref. No.	9107100006 (12 V) 9107100007 (24 V)	9600000455	9600000456	9600000457
Flow rate	1130 l/h	7 l/min	10 l/min	17 l/min
Material	PP	Metal / PP		
Voltage	12 or 24 volts DC	12 V DC	12 V DC	12 V DC
Consumption	6 A / 3 A	-	-	-
Required circuit protection	10 A / 5 A breaker / fuse	-	-	-
Dimensions (W x H x D, mm)	349 x 197 x 170	210 x 98.5 x 87.5		
Hose connection	38 mm ID sanitation hose	-	-	-
Cut-off pressure	-	1.4 bar / 2.2 Ah	2.1 bar / 3.0 Ah	2.8 bar / 6.0 Ah
Weight (kg)	3.5	-	-	-
Test marks	ISO 8846, EMC Directive 2004/108/EC	-	-	-
Scope of delivery	Waste discharge pump, 1" reduction, instruction manual	Pump, strainer with 1/2" hose connector, 1/2" straight hose connector, 1/2" 90° elbow hose connector, 1/2" straight thread		
Quality features	Quiet operation, long-lasting bellows design, dry self-priming	High-performance pump, four-chamber diaphragm design – maintenance free, self-priming, runs dry without damage, fast and easy installation of strainer and fittings, low-noise operation, low energy consumption		




TECHNICAL DATA		
PORTABLE TOILETS	DOMETIC 972	DOMETIC 976
Ref. No.	9108557679	9108557681
Tank capacity (l)	8.7	8.7
Flush water	9.8	18.9
Waste tank		
Dimensions (W x H x D, mm)	333 x 317 x 387	333 x 387 x 387
Weight (kg)	5.4	5.9
/ Accessories		
Additional tank	9107100030	9107100031
Discharge kit	9107100028	9107100029
Fixing kit	9108559158	9108559158

TECHNICAL DATA					
IUOU-AUTOMATIC CHARGERS	MCA 1215	MCA 1225	MCA 1235	MCA 1250	MCA 1280
Ref. No.	960000028	960000029	960000030	960000031	960000032
Ref. No. UK	960000179	960000180	960000181	960000182	960000183
Charge outputs	1 + 1	2 + 1	2 + 1	3	3
Input voltage (V)	90 – 260				
Frequency (Hz)	50 – 60				
End-of-charging voltage (V)	14.4 / 14.7				
Float charging voltage (V)	13.8				
Recommended battery capacity (Ah)	40 – 170	75 – 300	100 – 400	150 – 600	200 – 800
Max. battery capacity (Ah)	–	–	–	–	–
U0 phase limited at (h)	8				
Energy efficiency up to (%)	92				
Charging current (A)	15	25	35	50	80
Charging characteristics	–	–	–	–	–
Operating temperature (°C)	–20 to +50				
Dimensions (W x H x D, mm)	179 x 63 x 238	179 x 63 x 238	179 x 63 x 274	208.5 x 75 x 283	208.5 x 75 x 303
Weight (kg)	1.6	1.7	1.9	3.1	4
6-stage charging characteristics	●	●	●	●	●
Overload/short-circuit protection	●	●	●	●	●
Can be used as mains supply unit	–	–	–	–	–
Sleep mode	Using the remote control or dip switch on the device				
Battery types	Lead-acid batteries (liquid, gel, AGM)				
Type of protection	equivalent to IP 21				
/ Optional extras					
Temperature sensor MCA-TS1	960000099	960000099	960000099	960000099	960000099
Remote control MCA-RC1	960000100	960000100	960000100	960000100	960000100
Controller MPC 01	9102500073	9102500073	9102500073	9102500073	9102500073
Hella sensor MCA-HS1	9600000101	9600000101	9600000101	9600000101	9600000101









TECHNICAL DATA		
BATTERY CHARGERS	MCP 1204	MCP 1207
Ref. No.	960000026	960000027
Ref. No. UK	960000189	960000190
Charge outputs	1 (very flexible thanks to plug connector)	
Charging characteristic	8 step	
Input voltage (V)	230 (180 – 253)	
Charging current max. (A)	4	7
Recommended battery capacity (Ah)	Charging: 7 – 110 / maintenance charging: 7 – 180	Charging: 15 – 160 / maintenance charging: 15 – 250
Dimensions (W x H x D, mm)	90 x 55 x 220	90 x 55 x 250
Weight (kg)	0.5	0.7
/ Optional extras		
Battery indicator BI 01	960000094	960000094
Wall cradle	9102500079	9102500079

			
MCA 2415	MCA 2425	MCA 2440	IU 812
9600000033	9600000034	9600000035	9600000037
9600000184	9600000185	9600000186	
2	3	3	1
	90 – 260		230 (180–253)
	50 – 60		50 – 60
	28.8 / 29.4		14.4
	27.6		13.6
40 – 170	75 – 300	100 – 400	–
–	–	–	100
	8		–
	92		–
12.5	25	40	8
–	–	–	IUOU with limit time of the IU0 phase
	–20 to +50		0 to +50
179 x 63 x 238	208.5 x 75 x 283	208.5 x 75 x 303	120 x 70 x 200
1.6	2.9	3.9	0.9
●	●	●	–
●	●	●	●
–	–	–	●
Using the remote control or dip switch on the device			–
Lead-acid batteries (liquid, gel, AGM)			–
equivalent to IP 21			–
9600000099	9600000099	9600000099	–
9600000100	9600000100	9600000100	–
–	–	–	–
–	–	–	–

## 3.16 / Dometic PerfectCharge DC









TECHNICAL DATA			
IU CHARGING CONVERTERS	DC 08	DC 20	DC 40
Ref. No.	9600000095	9600000096	9600000097
Input voltage (V)	12 (8 – 16)		
Output voltage (V)	14.2 ±0.1		
Energy efficiency up to (%)	87		
Charging current (A)	8	20	40
Dimensions (W x H x D, mm)	115 x 70 x 100	115 x 70 x 160	115 x 70 x 270
Weight (kg)	0.75	1.2	2.1
Test mark	e-certified (Automotive EMC Directive)		

## 3.30 / Dometic SinePower

TECHNICAL DATA				
SINE WAVE INVERTERS	MSI 212 / MSI 224	MSI 412 / MSI 424	MSI 912 / MSI 924	MSI 1312 / MSI 1324
<b>Ref. No.</b>	9600000334 / 9600000001	9600000002 / 9600000003	9600000004 / 9600000005	9600000006 / 9600000007
<b>Ref. No. UK</b>	9600000263 / 9600000264	9600000265 / 9600000266	9600000251 / 9600000252	9600000253 / 9600000254
<b>Input voltage (V DC)</b>	12 (11 – 15 V) / 24 (22 – 30 V)	12 (11 – 15 V) / 24 (22 – 30 V)	12 (10.5 – 16 V) / 24 (21 – 32 V)	12 (10.5 – 16 V) 24 (21 – 32 V)
<b>Output voltage (V AC) / shape</b>	230 / pure sine wave 	230 / pure sine wave 	230 / pure sine wave 	230 / pure sine wave 
<b>Output frequency (Hz)</b>	50	50	50	50
<b>No-load current input (A)</b>	0.6 / 0.5	0.6 / 0.5	1.8 / 1.0	2.1 / 1.1
<b>Standby current consumption (A)</b>	–	–	0.5 / 0.3	0.5 / 0.3
<b>Continuous output (watts)</b>	150	350	900	1300
<b>Peak power (watts)</b>	300	700	1600	2400
<b>Energy efficiency up to (%)</b>	90	90	92	92
<b>Dimensions (W x H x D, mm)</b>	124 x 49 x 199	124 x 49 x 199	197.5 x 94.3 x 291	197.5 x 94.3 x 324.6
<b>Weight (kg, approx.)</b>	0.82	0.82	3	4
<b>Integrated mains priority circuit with voltage synchronisation</b>	–	–	–	–
<b>Test mark</b>	e-certified (Automotive EMC Directive)			
<b>Type of protection</b>	equivalent to IP 21			
<b>/ Optional extras</b>				
DC connection cable	–	–	9600000267	9600000268
Standard remote control MCR-9	–	–	9600000091	9600000091
Convenience remote control MCR-7	–	–	9600000090	9600000090
Mains priority circuit VS-230	–	–	9600000324	9600000324







## 3.18 / Dometic PerfectPower



TECHNICAL DATA			
INVERTERS	PP152 / PP154	PP402 / PP404	PP602 / PP604
<b>Ref. No.</b>	9600000016 / 9600000017	9600000018 / 9600000019	9600000020 / 9600000021
<b>Ref. No. UK</b>	9600000325 / 9600000326	9600000327 / 9600000328	9600000329 / 9600000330
<b>Input voltage (V DC)</b>	12 (11 – 15) / 24 (22 – 30)		
<b>Output voltage/curve (V AC)</b>	230 / modified sine wave 		
<b>Output frequency (Hz)</b>	50	50	50
<b>No-load input current (A)</b>	0.25	0.25	0.25
<b>Continuous power (W)</b>	150	350	550
<b>Peak output (W)</b>	350	700	1100
<b>Energy efficiency up to (%)</b>	90	90	90
<b>Mains priority circuit</b>	–	–	–
<b>Dimensions (W x H x D, mm)</b>	129 x 71 x 177	129 x 71 x 192	129 x 71 x 237
<b>Weight (approx. kg)</b>	0.84	0.99	1.4
<b>Test marks</b>	e-certified (Automotive EMC Directive)		
<b>Type of protection</b>	Equivalent to IP 21		
<b>/ Optional extras</b>			
DC connection cable	–	–	–
Standard remote control MCR-9	–	–	–


			
MSI 1812 / MSI 1824	MSI 1812T / MSI 1824T	MSI 2312T / MSI 2324T	MSI 3512T / MSI 3524T
9600000008 / 9600000009 9600000255 / 9600000256	9600000010 / 9600000011 9600000257 / 9600000258	9600000012 / 9600000013 9600000259 / 9600000260	9600000014 / 9600000015 9600000261 / 9600000262
12 V (10.5 – 16 V) / 24 V (21 – 32 V)	12 (10.5 – 16 V) / 24 (21 – 32 V)	12 (10 – 16 V) / 24 (20 – 32 V)	12 (10 – 16 V) / 24 (20 – 32 V)
230 / pure sine wave 	230 / pure sine wave 	230 / pure sine wave 	230 / pure sine wave 
50	50	50	50
2.1 / 1.1	2.1 / 1.1	3.1 / 1.5	2.7 / 1.3
0.5 / 0.3	0.5 / 0.3	1.1 / 0.7	1.1 / 0.7
1800	1800	2300	3500
3200	3200	4000	6000
92	92	92	92
197.5 x 94.3 x 376	197.5 x 94.3 x 406	283 x 128.4 x 436	283 x 128.4 x 496
5	6.5	7.5	9
-	•	•	•
e-certified (Automotive EMC Directive)			
equivalent to IP 21			






9600000268	9600000268	9600000269	on request
9600000091	9600000091	9600000091	9600000091
9600000090	9600000090	9600000090	9600000090
-	-	-	-

## 3.29 / Dometic PocketPower Smart inverter


		
PP1002 / PP1004	PP2002 / PP2004	SI102
9600000022 / 9600000023 9600000246 / 9600000247	9600000024 / 9600000025 9600000248 / 9600000249	9600000036
12 (11 – 15) / 24 (22 – 30)	12 (11 – 15) / 24 (22 – 30)	12 (11 – 15)
230 / modified sine wave 	230 / modified sine wave 	230 / modified sine wave 
50	50	50
< 0.8	< 1.5	-
1000	2000	100
2000	4000	200
85	85	90
•	•	-
176 x 95 x 338	176 x 95 x 443	67 x 43 x 125
3.5	5	0.28
e-certified (Automotive EMC Directive)		e-certified (Automotive EMC Directive)
Equivalent to IP 21		-
9600000270	9600000270	-
9600000091	9600000091	-

TECHNICAL DATA		
BATTERY CARE	<b>BC 100</b>	<b>BR 12</b>
<b>Ref. No.</b>	9600000092	9600000093
<b>Input voltage (V AC)</b>	230 (180 – 253 V)	12
<b>Cut-in voltage (V)</b>	-	> 12.6 ± 0.2
<b>End-of-charging voltage (V DC)</b>	13.8	-
<b>Maximum charging current (A)</b>	1.0	-
<b>Stand-by current (mA)</b>	-	< 0.2
<b>Dimensions (W x H x D, mm)</b>	70 x 100 x 60	100 x 67 x 25
<b>Weight (approx. kg)</b>	0.45	0.12

TECHNICAL DATA	
INTELLIGENT BATTERY MANAGEMENT SYSTEM	<b>MPC 01</b>
<b>Ref. No.</b>	9102500073
<b>Dimensions incl. knob (W x H x D, mm)</b>	145 x 122 x 24,5
<b>Input voltage (V DC)</b>	8 – 16
<b>Current consumption</b>	150 mA in display mode, 10 mA in standby mode

TECHNICAL DATA					
VOLTAGE CONVERTERS	<b>DCDC 10</b>	<b>DCDC 20</b>	<b>DCDC 10</b>	<b>DCDC 20</b>	<b>DCDC 40</b>
<b>Ref. No.</b>	9600000084	9600000086	9600000085	9600000087	9600000088
<b>Input voltage (V DC)</b>	12	12	24	24	24
<b>Input voltage range (V DC)</b>	8 to 16	8 to 16	20 to 32	20 to 32	20 to 32
<b>Output current (A)</b>	10	20	10	20	40
<b>Output voltage (V)</b>	27.6 ± 0.1	27.6 ± 0.1	27.6 ± 0.1	13.8 ± 0.1	13.8 ± 0.1
<b>Energy efficiency (%)</b>	87	87	87	87	87
<b>Ripple &amp; Noise (mA)</b>	40	40	40	20	20
<b>Dimensions (W x H x D, mm)</b>	115 x 70 x 155	115 x 70 x 240	115 x 70 x 140	115 x 70 x 155	115 x 70 x 240
<b>Weight (kg)</b>	1.2	1.9	1	1.2	1.9
<b>Test mark</b>	e-certified (Automotive EMC Directive)				



TECHNICAL DATA	 <b>BLUTECH 40D</b>
<b>Ref. No.</b>	9102900202
<b>Input voltage (V AC)</b>	230 V AC $\pm$ 10% (continuous) / pure sine voltage $\sim$
<b>Total distortion factor</b>	1%
<b>Frequency (Hz)</b>	50 $\pm$ 1%
<b>Max. starting current (A)</b>	45
<b>Continuous power (W)</b>	3500
<b>Peak output (W)</b>	4000
<b>Engine output (kW)</b>	4.5 (6.1 PS)
<b>Fuel</b>	Diesel
<b>Consumption (l/h)</b>	max. 1.3
<b>Noise level</b>	54 dBA
<b>Insulation class</b>	H
<b>Oil capacity (l)</b>	1.1
<b>Dimensions (W x H x D)</b>	570 x 528 x 406 mm
<b>Weight (kg)</b>	85
<b>Quality features</b>	Remote control, noise-insulated stainless steel housing, additional 12-volt output for DC appliances and battery charging, automatic low-oil cut-off, protected against overload and short circuit
<b>/ Essential accessory</b>	
Installation kit	9102900035

# FAX ORDER

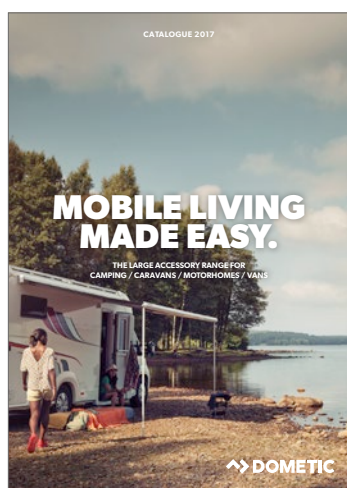
Simply copy the form – fill it in – and fax it back to us.

Address

Sender details/stamp

## FANCY MORE ...? REQUEST OUR CATALOGUES!

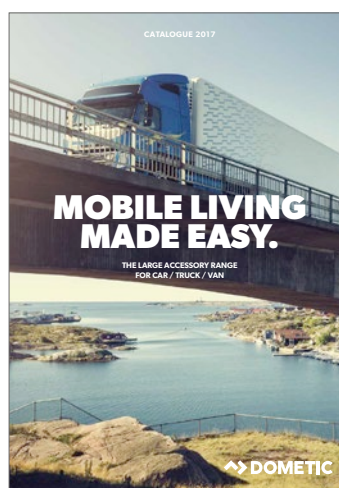
2017



### THE LARGE ACCESSORY RANGE FOR CAMPING / CARAVANS / MOTORHOMES / VANS

The comprehensive specialist catalogue for camping and leisure.

A comprehensive range of products – mobile refrigeration, air conditioning, electronics, reversing video systems, vehicle accessories, windows, awnings, kitchen and sanitation equipment.



### THE LARGE ACCESSORY RANGE FOR CAR / TRUCK / VAN

Safety and comfort accessories for cars, trucks and vans. From parking aids to reversing video systems and battery care products. Plus a wide choice of portable coolers for work and leisure time.

OUR CATALOGUES ARE ALSO AVAILABLE ON THE INTERNET AT: [DOMETIC.COM](http://DOMETIC.COM)

## SERVICE

### INTERNET + MAIL

[dometic.com](http://dometic.com)

[info@dometic-waeco.com](mailto:info@dometic-waeco.com)

### MY DOMETIC PARTNER

You can find "your" Dometic dealer really easily using the search function on our website: [dometic.com](http://dometic.com)



Dometic is a global company that makes mobile living easy – by providing great solutions to satisfy people’s essential needs when they are on the move. Like cooking, taking care of personal hygiene and maintaining a pleasant temperature. We offer smart and reliable products with outstanding design.



**AUSTRALIA**

**DOMETIC AUSTRALIA PTY. LTD.**

1 John Duncan Court  
Varsity Lakes QLD 4227  
Tel +61 7 55076000  
Fax +61 7 55076001  
Mail sales@dometic-waeco.com.au

**AUSTRIA**

**DOMETIC AUSTRIA GMBH**

Neudorferstrasse 108  
A-2353 Guntramsdorf  
Tel +43 2236 908070  
Fax +43 2236 90807060  
Mail info@dometic.at

**BELGIUM**

**DOMETIC BRANCH OFFICE BELGIUM**

Zinkstraat 13  
B-1500 Halle  
Tel +32 2 3598040  
Fax +32 2 3598050  
Mail info@dometic.be

**BRAZIL**

**DOMETIC DO BRASIL LTDA**

Avenida Paulista 1754, conj. 111  
SP 01310-920 Sao Paulo  
Tel +55 11 3251 3352  
Tel +55 11 3251 3362  
Mail info@dometic.com.br

**DENMARK**

**DOMETIC DENMARK A/S**

Nordensvej 15, Taulov  
DK-7000 Fredericia  
Tel +45 75585966  
Fax +45 75586307  
Mail info@dometic.dk

**FINLAND**

**DOMETIC FINLAND OY**

Mestarintie 4  
FIN-01730 Vantaa  
Tel +358 20 7413220  
Fax +358 9 7593700  
Mail info@dometic.fi

**FRANCE**

**DOMETIC SAS**

ZA du Pré de la Dame Jeanne  
B.P. 5  
F-60128 Plailly  
Tel +33 3 44633525  
Fax +33 3 44633518  
Mail marine@dometic.fr

**GERMANY**

**DOMETIC WAECO INTERNATIONAL GMBH**

Hollefeldstraße 63  
D-48282 Emsdetten  
Tel +49 (0) 2572 879-0  
Fax +49 (0) 2572 879-300  
Mail info@dometic-waeco.de

**HONG KONG**

**DOMETIC GROUP ASIA PACIFIC**

Suites 2207-11, 22/F, Tower 1  
The Gateway, 25 Canton Road  
Tsim Sha Tsui, Kowloon  
Tel +852 2 4611386  
Fax +852 2 4665553  
Mail info@waeco.com.hk

**HUNGARY**

**DOMETIC ZRT. SALES OFFICE**

H-1147 Budapest  
Kerékgyártó u. 5.  
Tel +36 1 468 4400  
Fax +36 1 468 4401  
Mail budapest@dometic.hu

**ITALY**

**DOMETIC ITALY S.R.L.**

Via Virgilio, 3  
I-47122 Forlì (FC)  
Tel +39 0543 754901  
Fax +39 0543 754983  
Mail vendite@dometic.it

**JAPAN**

**DOMETIC KK**

Maekawa-Shibaura, Bldg. 2  
2-13-9 Shibaura Minato-ku  
Tokyo 108-0023  
Tel +81 3 5445 3333  
Fax +81 3 5445 3339  
Mail info@dometic.jp

**MEXICO**

**DOMETIC MX, S. DE R. L. DE C. V.**

Circuito Médicos No. 6 Local 1  
Colonia Ciudad Satélite  
CP 53100 Naucalpan de Juárez  
Estado de México  
Tel +52 55 5374 4108  
Fax +52 55 5393 4683  
Mail info@dometic.com.mx

**NETHERLANDS**

**DOMETIC BENELUX B.V.**

Ecustraet 3  
NL-4879 NP Etten-Leur  
Tel +31 76 5029000  
Fax +31 76 5029019  
Mail info@dometic.nl

**NEW ZEALAND**

**DOMETIC NEW ZEALAND LTD.**

PO Box 12011  
Penrose  
Auckland 1642  
Tel +64 9 622 1490  
Fax +64 9 622 1573  
Mail customerservices@dometic.co.nz

**NORWAY**

**DOMETIC NORWAY AS**

Østerøyveien 46  
N-3236 Sandefjord  
Tel +47 33428450  
Fax +47 33428459  
Mail firmapost@dometic.no

**POLAND**

**DOMETIC POLAND SP. Z O.O**

ul. Puławska 435A  
PL-02-801 Warszawa  
Tel +48 22 414 3200  
Fax +48 22 414 3201  
Mail info@dometic.pl

**PORTUGAL**

**DOMETIC SPAIN, S.L.**

Branch Office em Portugal  
Rot. de São Gonçalo nº 1- Esc. 12  
2775-399 Carcavelos  
Tel +351 219 244 173  
Fax +351 219 243 206  
Mail info@dometic.pt

**RUSSIA**

**DOMETIC RUS LLC**

Komsomolskaya square 6-1  
RU-107140 Moscow  
Tel +7 495 780 79 39  
Fax +7 495 916 56 53  
Mail info@dometic.ru

**SINGAPORE**

**DOMETIC PTE LTD**

18 Boon Lay Way  
06-140 Trade Hub 21  
Singapore 609966  
Tel +65 6795 3177  
Fax +65 6862 6620  
Mail dometic@dometic.com.sg

**SLOVAKIA & CZECH REPUBLIC**

**DOMETIC SLOVAKIA S.R.O.**

Sales Office Bratislava  
Nádražná 34/A  
900 28 Ivánka pri Dunaji  
Tel +421 2 45 529 680  
Fax +421 2 45 529 680  
Mail bratislava@dometic.com

**SOUTH AFRICA**

**DOMETIC (PTY) LTD.**

Regional Office South Africa &  
Sub-Saharan Africa  
2 Avalon Road, West Lake View  
Ext 11, Modderfontein 1645  
Tel +27 87 3530380  
Mail info@dometic.co.za

**SPAIN**

**DOMETIC SPAIN S.L.**

Avda. Sierra del Guadarrama, 16  
E-28691 Villanueva de la Cañada  
Madrid  
Tel +34 918 336 089  
Fax +34 900 100 245  
Mail info@dometic.es

**SWEDEN**

**DOMETIC SCANDINAVIA AB**

Gustaf Melins gata 7  
S-421 31 Västra Frölunda  
Tel +46 31 7341100  
Fax +46 31 7341101  
Mail info@dometic.se

**SWITZERLAND**

**DOMETIC SWITZERLAND AG**

Riedackerstrasse 7a  
CH-8153 Rümlang  
Tel +41 44 8187171  
Fax +41 44 8187191  
Mail info@dometic.ch

**UNITED ARAB EMIRATES**

**DOMETIC MIDDLE EAST FZCO**

P.O. Box 17860  
S-D 6, Jebel Ali Freezone  
Dubai  
Tel +971 4 883 3858  
Fax +971 4 883 3868  
Mail info@dometic.ae

**UNITED KINGDOM**

**DOMETIC UK LTD.**

Domestic House, The Brewery,  
Blandford St. Mary  
Dorset DT11 9LS  
Tel +44 344 626 0133  
Fax +44 344 626 0143  
Mail info@dometic.co.uk

**USA**

**DOMETIC MARINE DIVISION**

2000 N. Andrews Ave. Ext.  
Pompano Beach, FL 33069  
Tel +1 954-973-2477  
Fax +1 954-979-4414  
Mail marinesales@dometicusa.com